



**EFFECTIVE FROM
JANUARY 2024**

EXPORT CATALOGUE
WHEEL BALANCERS
AND ORIGINAL ACCESSORIES




REL. JULY 2024

COLOR TABLE

- 1) The standard company colour of our equipment is blue RAL 5015 (→ /25).
- 2) On demand other colours are available (see RAL table)*.

• Below the table for the colors:

	→/25	RAL 5015 Blue sky
	→/A4	RAL 5011 Blue (Peugeot)
	→/22	RAL 5011 Blue (Peugeot) orange-peel
	→/16	RAL 3002 Red
	→/45	RAL 1003 Yellow (Renault)
	→/38	RAL 7042 Grey (Renault)
	→/39	RAL 7040 Window grey (Volkswagen / Porsche / Fiat)
	→/33	RAL 7011 Grey (Mercedes)
	→/65	RAL 7012 Grey (Mercedes)
	→/52	RAL 7015 Grey (Mercedes)
	→/69	RAL 7030 Stone grey (Ferrari / Maserati)
	→/34	RAL 7016 Anthracite grey (BMW)

• Different colors subject to confirmation of the Export dept.

* : The equipment in different color than standard can be subject to surcharge.

The pictures included in the present illustrated catalogue, are only intended to show the product and are therefore not binding. The company reserves the right to make in every moment and without prior notice, any modification deemed necessary.

NEXION S.p.A. declines any responsibility for any complaint coming from the use of not original accessories or spares with consequent forfeiture of the CE conformity declaration.

TABLE OF CONTENTS

TRUCK WHEEL BALANCERS

B 700	
T 650	
OPTIONAL ACCESSORIES	

LIGHT VEHICLE WHEEL BALANCERS

B 540 C EVO	
B 445 C EVO	
B 345 C EVO TOUCHSCREEN	
B 345 EVO TOUCHSCREEN	
B 345 C EVO	
B 345 EVO	
B 245 C EVO	
B 245 EVO	
B 335 C EVO TOUCHSCREEN	
B 335 EVO TOUCHSCREEN	
B 335 C EVO	
B 335 EVO	
B 235 C EVO	
B 235 EVO	
B 325 C EVO	
B 325 EVO	
B 225 C EVO PRO	
B 225 EVO PRO	
B 225 EVO	
B 215 EVO	

LIGHT VEHICLE WHEEL BALANCERS FOR MOBILE SERVICE

B 115 EVO	
B 115 EVO MOBILE	
B 115 EVO WORKBENCH	
OPTIONAL ACCESSORIES FOR LIGHT VEHICLE WHEEL BALANCERS	
OPTIONAL ACCESSORIES FOR MOTORBIKES WHEELS	
OPTIONAL ACCESSORIES FOR TECHNICAL SERVICE	

4	TRUCK WHEEL BALANCERS FOR MOBILE SERVICE	67
4	T 500 MOBILE TRUCK	67
5	OPTIONAL ACCESSORIES FOR TRUCK WHEEL BALANCER FOR MOBILE SERVICE	68

6		
	DIAGRAM OF PACKING SPECIFICATION	69
13	CENTERING AND CLAMPING ACCESSORIES - EXAMPLES OF USE	70
18	GENERAL SALES CONDITIONS	81

19		
20		
21		
22		
23		
24		
25		
26		
27		
28		
29		
30		
31		
32		
33		
34		
35		
36		
37		

38

38	
39	
40	
41	
62	
65	

TRUCK WHEEL BALANCERS



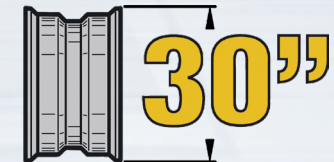
B 700

Monitor Not included



Model supplied with:

- 1 Caliper
- 1 Allen wrench CH 12
- 1 300 gr. weight for self-calibration
- 1 100 gr. weight for self-calibration
- 1 Operator's manual
- 1 Threaded hub and extractor
- 1 Pliers
- 1 Set of masonry screws (3 Pcs.)



Centering and wheel locking accessories NOT included.

B 700

PN	Power Supply	Description
0-21106901/25	200-230V/1Ph/50-60Hz	B 700 + Wheel lifter



 : New or Modified Item

TRUCK WHEEL BALANCERS



T 650

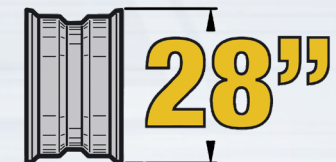


Truck trolley kit - Available on request



Model supplied with:

- 1 Caliper
- 1 Allen wrench CH 12
- 1 300 gr. weight for self-calibration
- 1 100 gr. weight for self-calibration
- 1 Operator's manual
- 1 Threaded hub and extractor
- 1 Pliers



Centering and wheel locking accessories NOT included.

T 650

PN	Power Supply	Description	
0-21206500/25	200÷230V/1Ph/50-60Hz	T650 MO Motorized Spin Version - Compact Motorized Truck Balancer, Automatic Gauge 28", AWC, automatic brake at the end of the spin; Inverter Technology System; integrated wheel lift	
0-21206502/25	100÷115V/1Ph/50-60Hz	T650 MO Motorized Spin Version - as above but with different voltage	
0-21206501/25	100÷230V/1Ph/50-60Hz	T650 HS Hand Spin Version - Compact handspin truck balancer, Automatic Gauge 28", AWC, manual brake, integrated wheel lift	



 : New or Modified Item

OPTIONAL ACCESSORIES

PN	Picture	Description	T 650 MO	T 650 HS	B 700
8-21100235		19" Widescreen LCD monitor .			●
8-21100269		ART40 EVO - Premium Heavy-Duty adaptor Kit (10-8-6 hole) Support flange for truck rims with central hole $\varnothing 160/176/200$ mm Support flange for truck rims with central hole $\varnothing 220/280$ mm Pcd: 6 x 205 / 6 x 222 / 6 x 245 / 8 x 275 / 8 x 285 / 10 x 335 / 10 x 285,75 / 10 x 225	●	●	
8-21100268		KCT40 EVO - Heavy-Duty cone Kit Medium double sided cone, $\varnothing 159 \div 180 / 198 \div 204$ mm Large double sided cone, $\varnothing 220-281$ mm	●	●	
8-21100270		ARV40 - Premium Medium&Light commercial vehicle adaptor kit (6-hole) MERCEDES : SPRINTER VW : LT 35 / 40 / 46 FORD : TRANSIT IVECO : DAILY NISSAN : NV 400 OPEL : MOVANO 2 RENAULT : MASTER	●	●	

OPTIONAL ACCESSORIES

PN	Picture	Description	T 650 MO	T 650 HS	B 700
8-21100261		GGR40 Centering kit \varnothing 40 for central hole wheels 183,5÷223 mm 17,5"-19.5"rims (IVECO-MAN- DAF)	●	●	
8-21100141		DX/CBF Centering accessory for vans and off-road vehicles	●	●	
8-21900191		ARU40 \varnothing 42÷156 mm (1.65"÷6,14") - recessed spring included	●	●	
8-21100284		CBG-2 Alloy wheel clamping cup (\varnothing 220 mm). Suits GTR40 EVO quick nut	●	●	
8-21100275		GTR40 EVO PRO - Steel quick nut \varnothing 40x4 mm	●		
8-21100276		GTR40 EVO - Quick nut \varnothing 40x4 mm	●		

OPTIONAL ACCESSORIES

OPTIONAL ACCESSORIES						T 650 MO	T 650 HS	B 700																		
PN	Picture	Description																								
8-21100279		GTR40 EVO HS - Quick nut Ø 40x4 mm with turning handles					●																			
8-21900194		GTV40 - Basic ring nuts Ø 40x4 mm				●																				
8-21100272		GTM40 - Basic ring nut Ø 40x4 mm					●																			
8-21100091		<div>FRU-SA D.40</div> <div>Universal flange for all wheels with or without central holes.</div> <div>Comprising:PN.</div> <table><tr><td>FT 1</td><td>Connecting rod with pin</td><td>2401415</td></tr><tr><td>DEB</td><td>Conical/spheric nut for wheel fixing</td><td>321878</td></tr><tr><td>CHI6</td><td>T Hexagonal key CH 6</td><td>4-105877</td></tr><tr><td>RFS</td><td>Caliper</td><td>441286</td></tr><tr><td>CEP</td><td>Hexagonal key CH 22</td><td>426517</td></tr><tr><td>CHI6</td><td>Hexagonal key CH 6</td><td>600906</td></tr></table>	FT 1	Connecting rod with pin	2401415	DEB	Conical/spheric nut for wheel fixing	321878	CHI6	T Hexagonal key CH 6	4-105877	RFS	Caliper	441286	CEP	Hexagonal key CH 22	426517	CHI6	Hexagonal key CH 6	600906				●	●	
FT 1	Connecting rod with pin	2401415																								
DEB	Conical/spheric nut for wheel fixing	321878																								
CHI6	T Hexagonal key CH 6	4-105877																								
RFS	Caliper	441286																								
CEP	Hexagonal key CH 22	426517																								
CHI6	Hexagonal key CH 6	600906																								
8-21100290		TWS40 Truck wheel spacer Ø 40 (30mm - 1.19")				●	●																			

OPTIONAL ACCESSORIES

PN	Picture	Description	T 650 MO	T 650 HS	B 700
8-21101000		AL12 - 12v power supply kit		●	
8-21100238		TWL-L LASER pointer & LED spotlight kit	●	●	
8-21120022		LASER BLADE KIT Laser pointer inside the measuring arm, diameter and distance to guides the operator in choosing the inner planes of the rim without any errors and with extremely good visibility. Dedicated Plug&Play.	●	●	
8-21101400		TRUCK TROLLEY KIT for an easier handling	●	●	
8-21101401		ROLL-BAR KIT - side protection	●	●	

OPTIONAL ACCESSORIES

PN	Picture	Description	T 650 MO	T 650 HS	B 700
8-21101402		ACCESSORY RACK	●	●	●
8-21101010		KFTU Kit - anchoring kit to floor	●	●	
802239121		GTV Ring nut.			●
802443938		GTR Quick ring nut.			●
802244344		MLC Hand spin handle for FRU universal flange.		●	

OPTIONAL ACCESSORIES









PN	Picture	Description	T 650 MO	T 650 HS	B 700
802461006		AWR Adhesive weights remover.	●	●	●
802239637		ART Balancing set for trucks with central hole from Ø 160 to 280 mm. Comprising: MFE Hub with flange 239655 FAT 1 Rest flange D. 160/176/200 339635 FAT 2 Rest flange D. 220/280 339636 PT Tip D. 18/35 339668 PMT Maxi tip D. 28/47 341818 RFT Holes detector 245514			●
8-21100222		GGR 223 Accessory for centre hole wheels from Ø 190 to 223 mm (IVECO - MAN - DAF).			●
802245159		KCT Set of cones for centre hole trucks wheels from Ø 159 to 281 mm. Comprising: CT 161 Medium cone D. 159/180 1 198/204 345161 CT 221 Large cone D. 220/281 345162 DBT Spacer flanges 345160			●
802247716		ARFT Accessory for centre hole wheels from Ø 110 to 165 mm. Comprising: CGT Double face cone D. 110/165 339672 DPT Spacer flange for van wheels 341843			●

OPTIONAL ACCESSORIES

PN	Picture	Description	T 650 MO	T 650 HS	B 700
802245527		DFT Spacer for FORD F 350/450 wheels. To be used with ARFT.			●
802247782	 FTA CMT CPT	ARU Base car accessory for centre hole wheel from Ø 47 to 115 mm. Comprising: PN. FTA Diameter reduction flange 339673 CPT Small cone D. 47 - 64 339670 CMT Double face medium cone D. 60 - 115 339671			●
8-21100256	 FP 1 DEB CEP CHT6 CHI6 RFS	FRU-SA D.46 Universal flange for all passenger car and commercial vehicle wheels having 3-4-5-6 holes but no central hole. Comprising: PN. FT1 Connecting rod with pin 4-135110 DEB Conical/spheric fixing wheel nut 321878 CHT6 T Hexagonal wrench CH 6 4-105877 CHI6 Hexagonal wrench CH 6 600906 CEP Hexagonal wrench CH 22 426517 RFS Holes detector 441286			●
802321387		BCO Set of 5 conical washers to be used with FRU flange in case of wheel holes with diam. >20 mm.			●
8-21100298/90		TWG Wheel guard kit with support.	●		

LIGHT VEHICLE WHEEL BALANCERS

SW and HW icons' key

	MEASURING RUN ASSEMBLY <ul style="list-style-type: none"> - Zero maintenance motors. - Maximum reliability and accuracy. - Reduced cycle times and high productivity. - Wheel balance up to 75 kg. - High internal offset 275 mm, avoiding the use of additional spacers.
	FULL Matic No manual operations are required of the operator. Reduced spin time and diagnostic time to make it one of the fastest on the market.
	TOUCHSCREEN interface Graphic interface and touchscreen technology on 16/9 monitor both simplify and speed up the operations and the selection of work programmes.
	Dimension measurements with the CONTACT-LESS system (ALL LASER) High precision laser sensors automatically measure all the wheel dimensions in just a few seconds during the measurement cycle.
	Dimension measurements with the CONTACT-LESS system (LASER/SONAR) "Combined" system, which includes an internal laser sensor and an external sonar sensor (Sonar SMD). The wheel balancer automatically measures the wheels without any intervention by the operator. All operations for the positioning of adhesive counterweights have been simplified.
	AUTBRAKE Automatic brake at the end of the measuring run.
	ELECBRAKE Electrical positioning brake.
	PEDALBRAKE Pedal positioning brake.



"ELECTROLOCK" wheel locking

New automatic electromechanical system which reduces work times and increases the centring accuracy.



"PNEULOCK" wheel locking

New automatic air wheel clamping system, with constant torque, for shorter operative times and higher centering accuracy.



TYRE SET CONTROL PROGRAM

A special vehicle tyre set diagnostic tool. Once all wheel data are stored, machine suggests their optimum placement on the vehicle for maximum comfort and safety.



ROD

- Diagnostics system with LASER sensors to reduce disturbances (vibrations) generated by geometric deformations of the wheel.
- Automatic detection of the radial and lateral eccentricity of the wheel.
- Simplified troubleshooting indications for the operator.



ROD KIT (on request)

- Diagnostics system with sonar RunOut Detector Kit sensors to reduce disturbances (vibrations) generated by geometric deformations of the wheel.
- In a single spin as well as calculate the best coupling of the parts to solve typical vibration while driving issues.
- Simplified troubleshooting indications for the operator.



Hidden & Split Weight

"Hidden weight" programme (Hidden)

- The function which hides the counterweights behind the spokes.
- Aesthetic balancing for aluminium rims
- Effective with all types of rims (in Alu P).

"Split weight" programme (Split)

- Divides the calculated weight into two equal parts to the sides of the motorbike rim spokes.











H-SW matic

New programme of "Hidden & Split Weight" to divide the external side balancing adhesive weight into two equivalent weights hidden behind the spokes. A completely autonomous operation.



USB update

USB port to connect peripheral devices and simplified software updating.

	<p>WG zero - Space saving wheel protection (Patented)</p> <p>Designed to allow the balancer to be positioned against a wall and allow work on wheels with a diameter of up to 44" (1.117 mm).</p>
	<p>PRC</p> <p>Wheel guard that allows the mounting of wheels up to a maximum diameter of 44 ".</p>
	<p>OPT Flash</p> <p>Reduces the dynamic imbalance resulting from tyre/rim coupling. Advanced display of obtainable improvements and improves and facilitates more client comfort.</p>
	<p>Control Weight</p> <p>Set of programmes which, on the basis of the vehicle allow:</p> <ul style="list-style-type: none"> - a 30% saving in balancing counterweights. - Reduced balancing time and matching operations between the rim and the tyre on the tyre change - See the counterweight savings made.
	<p>RPA</p> <p>Automatic system which, at the end of the cycle, brings the wheel to a balanced position and holds it braked to allow for the application of the clip assisted and adhesive counterweights.</p>
	<p>TwinLight LASER (point source)</p> <p>Internal point source laser which indicates the application position of the adhesive counterweights with great accuracy.</p>
	<p>TwinLight LASER (linear)</p> <p>The adhesive counterweights can be positioned extremely quickly using the point source laser at 6 o'clock.</p>
	<p>TwinLight LED</p> <p>Integrated LED lighting for the work area to facilitate cleaning of the rim and the application of the counterweights.</p>

**AUTOSEL**

New digital gauge for the acquisition of distance and diameter.

Maximum accuracy and flow with the integrated function AUTOSEL which automatically activates the balancing programmes avoiding the need to use the keypad.

**AUTOSEL Evo**

Wheel dimensions are determined using the new AUTOSEL Evo internal gauge for wheels up to 28".

The gauge arm is equipped with a laser pointer that points out the exact memory planes for adhesive weights.

**SMD (Sonar Measuring Device) (on request)**

Sonar device for automatic contact free wheel width measurement.

**AWC Function (Automatic Width Calculation)**

Automatic calculation of the wheel width even without the external SMD sensor.

The balancer predicts the wheel width thus reducing times.

**EWD (Electronic Wheel Detector)**

Electronic device to detect wheel width (max 20").

**HCL Function**

Three systems to position adhesive weights: with weight holder clip, with laser indicator at 6 o'clock or manually at 12 o'clock.

**WPS (Weight Position Selection)**

Allows the choice to position adhesive weights:

- at 3 o'clock (horizontal plane on the operator's side).
- at 6 o'clock (vertical plane lower wheel).
- at 12 o'clock (vertical plane top of wheel).

**EasyCAL**

Simplified machine calibration.

The operator is not required to enter any settings.

Error risks eliminated.

**Easy ALU - Automatic internal reader**

Automatic measurer of the wheel dimensions with rims in steel or aluminium.
Eliminates manual data entry errors.
Allows the application of counterweights with maximum precision.

**3 MATIC**

Automatic function which, depending on the type of wheel, sets the optimal run speed from 70 to 98 rpm:

- Reduced cycle times.
- Reduced risks connected to moving parts.
- Greater energy savings.

**3 OP (3 Operator Program)**

Allows up to 3 operators to use the machine at the same time.

- Each operator can use his own favourite settings.
- Wheel data storage differentiated by operator.
- Reduction in the dedicated times.

**MOBILE Planes**

Integrated system in the programme which automatically modifies the position of the balancing surfaces allowing the use of 5 gram multiple counterweights.
Ideal when using iron or galvanised adhesive counterweights that cannot be reduced.

**VISUAL Free**

Software function which allows the operator to visually inspect any geometric irregularities of the rim and wheel.

**VISUAL Display**

Dual display, easy to read and anti-glare.

- 3D graphics.
- Immediate access to the balancing programmes and most used work functions.

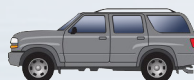
**PRINT (on request)**

- High quality print
- Report of measurements made for the client.
- Report of defects found.
- Customisation for the workshop.

**SL zero (on request)**

Pneumatic wheel lift with "weightless" effect. Ideal for vehicles, vans and motorbikes up to 80 kg.

LIGHT VEHICLE WHEEL BALANCERS



B 540 C EVO



22"
TOUCHSCREEN
Monitor included



Model supplied with:
4 Centering cones $\varnothing 42 \div 118,5$ mm,
1 Clamping sleeve,
1 Automatic locking hub
1 New cap,
1 Caliper,
1 Pliers for attaching balance weights,
1 SLUG calibration sample weight,
1 Operator's manual



"ELECTROLOCK" wheel locking
New automatic electromechanical system.



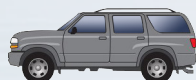
B 540 C EVO

PN	Power Supply	Description
0-21254081/25	100-230V/1Ph/50-60Hz	B 540 C Evo "TOUCH"



: New or Modified Item

LIGHT VEHICLE WHEEL BALANCERS



B 445 C EVO



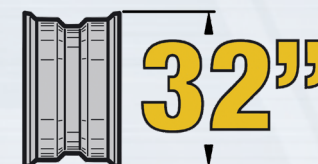
22"
TOUCHSCREEN
Monitor included



SMD Sonar sensor
included



Model supplied with:
4 Centering cones Ø 42÷118,5 mm,
1 Clamping sleeve,
1 Automatic locking hub
1 New cap,
1 Caliper,
1 Pliers for attaching balance weights,
1 SLUG calibration sample weight,
1 Operator's manual



"ELECTROLOCK" wheel locking
New automatic electromechanical system.



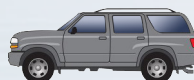
B 445 C EVO

PN	Power Supply	Description
0-21244500/25	100-230V/1Ph/50-60Hz	B 445 C Evo "TOUCH"



: New or Modified Item

LIGHT VEHICLE WHEEL BALANCERS



22" TOUCHSCREEN monitor included



B 345 C EVO
Touchscreen

B 345 C EVO **SPEEDO**
HIGH SPEED BALANCING
Touchscreen



Model supplied with:
4 Centering cones $\varnothing 42 \div 118,5$ mm,
1 Clamping sleeve,
1 Automatic locking hub
1 New cap,
1 Caliper,
1 Pliers for attaching balance weights,
1 SLUG calibration sample weight,
1 Operator's manual



"ELECTROLOCK" wheel locking
New automatic electromechanical system.

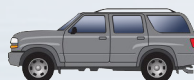


PN	Power Supply	Description
0-21234591/25	100-230V/1Ph/50-60Hz	B 345 C Evo "Touchscreen"



: New or Modified Item

LIGHT VEHICLE WHEEL BALANCERS



22"
TOUCHSCREEN
monitor included




B 345 EVO
Touchscreen

B 345 EVO **SPEEDO**
HIGH SPEED BALANCING
Touchscreen



Model supplied with:
4 Centering cones Ø 42÷118,5 mm,
1 Ring nut,
1 Threaded hub and extractor
1 New cap,
1 Caliper,
1 Pliers for attaching balance weights,
1 SLUG calibration sample weight,
1 Operator's manual

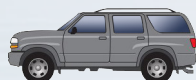


PN	Power Supply	Description
0-21234590/25	100-230V/1Ph/50-60Hz	B 345 Evo "Touchscreen"



: New or Modified Item

LIGHT VEHICLE WHEEL BALANCERS



Monitor NOT included



B 345 C EVO

SPEEDO
HIGH SPEED BALANCING



Model supplied with:
 4 Centering cones $\varnothing 42 \div 118,5$ mm,
 1 Clamping sleeve,
 1 Automatic locking hub
 1 New cap,
 1 Caliper,
 1 Pliers for attaching balance weights,
 1 SLUG calibration sample weight,
 1 Operator's manual



"ELECTROLOCK" wheel locking
 New automatic electromechanical system.



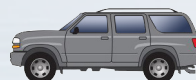
B 345 C EVO

PN	Power Supply	Description
0-21234586/25	100-230V/1Ph/50-60Hz	B 345 C Evo "SPEEDO"



: New or Modified Item

LIGHT VEHICLE WHEEL BALANCERS



B 345 EVO

SPEEDO
HIGH SPEED BALANCING



Monitor NOT included



Model supplied with:

- 4 Centering cones $\varnothing 42 \div 118,5$ mm,
- 1 Ring nut,
- 1 Threaded hub and extractor
- 1 New cap,
- 1 Caliper,
- 1 Pliers for attaching balance weights,
- 1 SLUG calibration sample weight,
- 1 Operator's manual



B 345 EVO

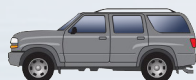


PN	Power Supply	Description
0-21234587/25	100-230V/1Ph/50-60Hz	B 345 Evo "SPEEDO"



 : New or Modified Item

LIGHT VEHICLE WHEEL BALANCERS



SMD Sonar sensor
NOT included

B 245 C EVO

SPEEDO
HIGH SPEED BALANCING



Model supplied with:

- 4 Centering cones $\varnothing 42 \div 118,5$ mm,
- 1 Clamping sleeve,
- 1 Automatic locking hub
- 1 New cap,
- 1 Caliper,
- 1 Pliers for attaching balance weights,
- 1 SLUG calibration sample weight,
- 1 Operator's manual



"ELECTROLOCK" wheel locking
New automatic electromechanical system.



B 245 C EVO

PN	Power Supply	Description
0-21224556/25	100-230V/1Ph/50-60Hz	B 245 C Evo "SPEEDO"



: New or Modified Item

LIGHT VEHICLE WHEEL BALANCERS



SMD Sonar sensor
NOT included

B 245 EVO

SPEEDO
HIGH SPEED BALANCING



Model supplied with:

- 4 Centering cones $\varnothing 42 \div 118,5$ mm,
- 1 Clamping sleeve,
- 1 Automatic locking hub
- 1 New cap,
- 1 Caliper,
- 1 Pliers for attaching balance weights,
- 1 SLUG calibration sample weight,
- 1 Operator's manual



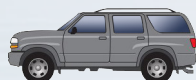
B 245 EVO

PN	Power Supply	Description
0-21224557/25	100-230V/1Ph/50-60Hz	B 245 Evo "SPEEDO"



 : New or Modified Item

LIGHT VEHICLE WHEEL BALANCERS



B 335 C EVO *TwinLight* Touchscreen



22"
TOUCHSCREEN
monitor included



Model supplied with:
4 Centering cones $\varnothing 42 \div 118,5$ mm,
1 Clamping sleeve,
1 Automatic locking hub
1 New cap,
1 Caliper,
1 Pliers for attaching balance weights,
1 SLUG calibration sample weight,
1 Operator's manual



"PNEULOCK" wheel locking
New automatic air system.



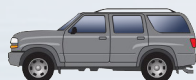
B 335 C EVO Touchscreen

PN	Power Supply	Description
0-21233505/25	200-230V/1Ph/50-60Hz	B 335 C Evo "TWINLIGHT" Touchscreen



: New or Modified Item

LIGHT VEHICLE WHEEL BALANCERS



B 335 EVO **TwinLight** Touchscreen



22"
TOUCHSCREEN
monitor included



SMD Sonar sensor
NOT included



Model supplied with:
4 Centering cones $\varnothing 42 \div 118,5$ mm,
1 Ring nut,
1 Threaded hub and extractor
1 New cap,
1 Caliper,
1 Pliers for attaching balance weights,
1 SLUG calibration sample weight,
1 Operator's manual



B 335 EVO Touchscreen

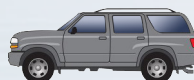


PN	Power Supply	Description
0-21233504/25	200-230V/1Ph/50-60Hz	B 335 Evo "TWINLIGHT" Touchscreen



: New or Modified Item


LIGHT VEHICLE WHEEL BALANCERS



B 335 C EVO *TwinLight*



Monitor NOT included



Model supplied with:
 4 Centering cones $\varnothing 42 \div 118,5$ mm,
 1 Clamping sleeve,
 1 Automatic locking hub
 1 New cap,
 1 Caliper,
 1 Pliers for attaching balance weights,
 1 SLUG calibration sample weight,
 1 Operator's manual



"PNEULOCK" wheel locking
 New automatic air system.



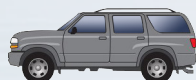
B 335 C EVO

PN	Power Supply	Description
0-21233502/25	200-230V/1Ph/50-60Hz	B 335 C Evo "TWINLIGHT"
0-21233503/25	100-115V/1Ph/50-60Hz	B 335 C Evo "TWINLIGHT"



: New or Modified Item

LIGHT VEHICLE WHEEL BALANCERS



B 335 EVO *TwinLight*



Monitor NOT included



SMD Sonar sensor NOT included



Model supplied with:

- 4 Centering cones $\varnothing 42 \div 118,5$ mm,
- 1 Ring nut,
- 1 Threaded hub and extractor
- 1 New cap,
- 1 Caliper,
- 1 Pliers for attaching balance weights,
- 1 SLUG calibration sample weight,
- 1 Operator's manual



B 335 EVO

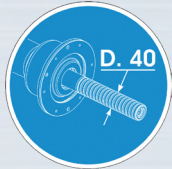


PN	Power Supply	Description
0-21233500/25	200-230V/1Ph/50-60Hz	B 335 Evo "TWINLIGHT"
0-21233501/25	100-115V/1Ph/50-60Hz	B 335 Evo "TWINLIGHT"



 : New or Modified Item

LIGHT VEHICLE WHEEL BALANCERS



SMD Sonar sensor
NOT included

B 235 C EVO *TwinLight*



Model supplied with:

- 4 Centering cones $\varnothing 42 \div 118,5$ mm,
- 1 Clamping sleeve,
- 1 Automatic locking hub
- 1 New cap,
- 1 Caliper,
- 1 Pliers for attaching balance weights,
- 1 SLUG calibration sample weight,
- 1 Operator's manual



Bloccaggio ruota "PNEULOCK"
Nuovo sistema automatico pneumatico.



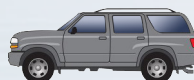
B 235 C EVO

PN	Power Supply	Description
0-21223502/25	200-230V/1Ph/50-60Hz	B 235 C Evo "TWINLIGHT"



: New or Modified Item

LIGHT VEHICLE WHEEL BALANCERS



B 235 EVO *TwinLight*

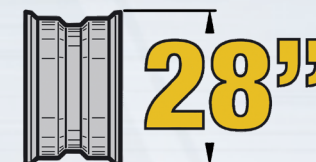


SMD Sonar sensor
NOT included



Model supplied with:

- 4 Centering cones $\varnothing 42 \div 118,5$ mm,
- 1 Ring nut,
- 1 Threaded hub and extractor
- 1 New cap,
- 1 Caliper,
- 1 Pliers for attaching balance weights,
- 1 SLUG calibration sample weight,
- 1 Operator's manual



B 235 EVO



PN	Power Supply	Description	
0-21223500/25	200-230V/1Ph/50-60Hz	B 235 Evo "TWINLIGHT"	
0-21223501/25	100-115V/1Ph/50-60Hz	B 235 Evo "TWINLIGHT"	

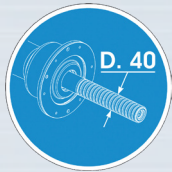


: New or Modified Item

LIGHT VEHICLE WHEEL BALANCERS



B 325 C EVO



Monitor NOT included



Model supplied with:
 4 Centering cones Ø 42÷118,5 mm,
 1 Clamping sleeve,
 1 Automatic locking hub
 1 New cap,
 1 Caliper,
 1 Pliers for attaching balance weights,
 1 SLUG calibration sample weight,
 1 Operator's manual



"PNEULOCK" wheel locking
 New automatic air system.



B 325 C EVO

PN	Power Supply	Description	
0-21232504/25	200-230V/1Ph/50-60Hz	B 325 C Evo	
0-21232505/25	100-115V/1Ph/50-60Hz	B 325 C Evo	



: New or Modified Item

LIGHT VEHICLE WHEEL BALANCERS



B 325 EVO

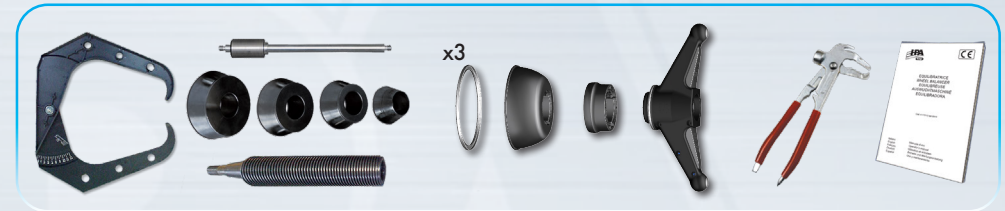


Monitor NOT included

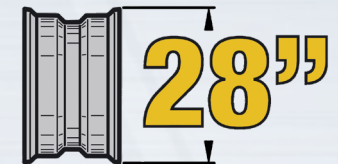


B 325 EVO

Support base NOT included



Model supplied with:
 4 Centering cones $\varnothing 42 \div 118,5$ mm,
 1 Ring nut,
 1 Threaded hub and extractor
 1 New cap,
 1 Caliper,
 1 Pliers for attaching balance weights,
 1 SLUG calibration sample weight,
 1 Operator's manual

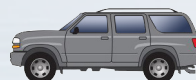


PN	Power Supply	Description	
0-21232500/25	200-230V/1Ph/50-60Hz	B 325 Evo	
0-21232501/25	100-115V/1Ph/50-60Hz	B 325 Evo	
0-21232502/25	200-230V/1Ph/50-60Hz	B 325 Evo (NO PRC)	
0-21232503/25	100-115V/1Ph/50-60Hz	B 325 Evo (NO PRC)	



 : New or Modified Item

LIGHT VEHICLE WHEEL BALANCERS



B 225 C EVO PRO



Model supplied with:
 4 Centering cones $\varnothing 42 \div 118,5$ mm,
 1 Clamping sleeve,
 1 Automatic locking hub
 1 New cap,
 1 Caliper,
 1 Pliers for attaching balance weights,
 1 SLUG calibration sample weight,
 1 Operator's manual



"PNEULOCK" wheel locking
 New automatic air system.



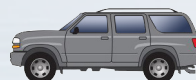
B 225 C EVO PRO

PN	Power Supply	Description
0-21222508/25	200-230V/1Ph/50-60Hz	B 225 C Evo PRO (electrical positioning brake & RPA)



: New or Modified Item

LIGHT VEHICLE WHEEL BALANCERS



B 225 EVO PRO



SMD Sonar sensor
NOT included

Support base
NOT included



Model supplied with:
4 Centering cones $\varnothing 42 \pm 118,5$ mm,
1 Ring nut,
1 Threaded hub and extractor
1 New cap,
1 Caliper,
1 Pliers for attaching balance weights,
1 SLUG calibration sample weight,
1 Operator's manual



B 225 EVO PRO

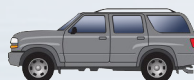


PN	Power Supply	Description
0-21222504/25	200-230V/1Ph/50-60Hz	B 225 Evo PRO (electrical positioning brake & RPA)
0-21222505/25	100-115V/1Ph/50-60Hz	B 225 Evo PRO (electrical positioning brake & RPA)
0-21222506/25	200-230V/1Ph/50-60Hz	B 225 Evo PRO (electrical positioning brake & RPA) (NO PRC)
0-21222507/25	100-115V/1Ph/50-60Hz	B 225 Evo PRO (electrical positioning brake & RPA) (NO PRC)



 : New or Modified Item

LIGHT VEHICLE WHEEL BALANCERS

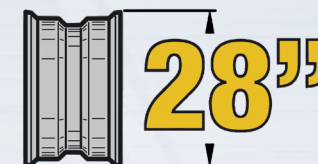


B 225 EVO



Model supplied with:

- 4 Centering cones $\varnothing 42 \div 118,5$ mm,
- 1 Ring nut,
- 1 Threaded hub and extractor
- 1 New cap,
- 1 Caliper,
- 1 Pliers for attaching balance weights,
- 1 SLUG calibration sample weight,
- 1 Operator's manual



Support base
NOT included

B 225 EVO

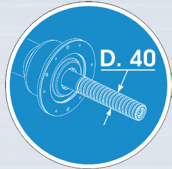


PN	Power Supply	Description	
0-21222500/25	200-230V/1Ph/50-60Hz	B 225 Evo	
0-21222501/25	100-115V/1Ph/50-60Hz	B 225 Evo	
0-21222502/25	200-230V/1Ph/50-60Hz	B 225 Evo (NO PRC)	
0-21222503/25	100-115V/1Ph/50-60Hz	B 225 Evo (NO PRC)	




: New or Modified Item

LIGHT VEHICLE WHEEL BALANCERS



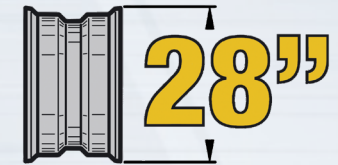
Support base
NOT included

B 215 EVO



Model supplied with:

- 4 Centering cones $\varnothing 42 \div 118,5$ mm,
- 1 Ring nut,
- 1 Threaded hub and extractor
- 1 New cap,
- 1 Caliper,
- 1 Pliers for attaching balance weights,
- 1 SLUG calibration sample weight,
- 1 Operator's manual




B 215 EVO

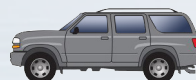


PN	Power Supply	Description	
0-21221500/25	200-230V/1Ph/50-60Hz	B 215 Evo	
0-21221501/25	100-115V/1Ph/50-60Hz	B 215 Evo	
0-21221502/25	200-230V/1Ph/50-60Hz	B 215 Evo (NO PRC)	
0-21221503/25	100-115V/1Ph/50-60Hz	B 215 Evo (NO PRC)	



 : New or Modified Item

LIGHT VEHICLE WHEEL BALANCERS FOR MOBILE SERVICE



B 115 EVO



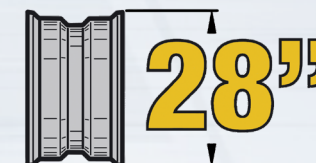
Support base
NOT included

B 115 EVO



Model supplied with:

- 3 Centering cones $\varnothing 42 \div 103,5$ mm,
- 1 Ring nut,
- 1 Hand wheel for fixing ring nut (motorized spin version)
- 2 Handles for fixing ring nut (hand spin version)
- 1 Threaded hub and extractor
- 1 New cap,
- 1 Caliper,
- 1 Pliers for attaching balance weights,
- 1 Weight for self-calibration,
- 1 Operator's manual



PN	Power Supply	Description	
0-21211502/25	100-230V/1Ph/50-60Hz	B115 EVO Hand Spin Portable wheel balancer for car tyres, compact in dimensions and weight; specially designed for the mobile service and for workshops having a reduced working space. Manual spin version. AUTOSEL 28" automatic wheel sizes detection. Lever operated brake.	
0-21211500/25	200-230V/1Ph/50-60Hz	B115 EVO Motorized Spin Portable wheel balancer for car tyres, compact in dimensions and weight; specially designed for the mobile service and for workshops having a reduced working space. Lever-actuated motorized spin version. AUTOSEL 28" automatic wheel sizes detection. Lever operated brake.	

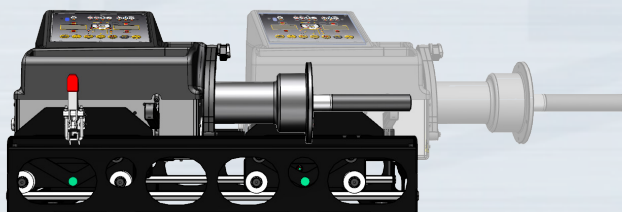


: New or Modified Item

LIGHT VEHICLE WHEEL BALANCERS FOR MOBILE SERVICE



B 115 EVO MOBILE



- 3 Centering cones $\varnothing 42 \pm 103,5$ mm,
- 1 Ring nut,
- 1 Hand wheel for fixing ring nut
- 1 Threaded hub and extractor
- 1 New cap,
- 1 Caliper,
- 1 Pliers for attaching balance weights,
- 1 Weight for self-calibration,
- 1 Operator's manual



B 115 EVO MOBILE



PN	Power Supply	Description
0-21211501/25	200-230V/1Ph/50-60Hz	B115 EVO MOBILE Motorized Spin Special version for mobile service. Compact in dimensions and weight, It can be extracted from the side door and allows working comfortably outside the van. Lever-actuated motorised spin version, AUTOSEL 28" automatic wheel size detection. Lever operated brake.

LIGHT VEHICLE WHEEL BALANCERS FOR MOBILE SERVICE

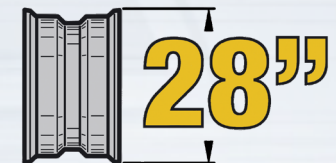


B 115 EVO WORKBENCH



Model supplied with:

- 3 Centering cones Ø 42÷103,5 mm,
- 1 Ring nut,
- 1 Hand wheel for fixing ring nut
- 1 Threaded hub and extractor
- 1 New cap,
- 1 Caliper,
- 1 Pliers for attaching balance weights,
- 1 Weight for self-calibration,
- 1 Operator's manual




B 115 EVO WORKBENCH



PN	Power Supply	Description
0-21211503/25	200-230V/1Ph/50-60Hz	B115 Evo WORKBENCH - Hand Spin. Extremely compact wheel balancer. it can be fixed to a workbench. For hobbyists, small workshops or for mobile service. AutoSel 28" automatic wheel size detection. Lever operated brake. Manual spin version.





 : New or Modified Item

OPTIONAL ACCESSORIES FOR LIGHT VEHICLE WHEEL BALANCERS

PN	Picture	Description	B 540 C Evo Touch	B 445 C Evo Touch	B 345 C Evo Touch	B 345 Evo Touch	B 345 C Evo	B 345 Evo	B 245 C Evo	B 245 Evo	B 335 C Evo / Touch	B 335 Evo / Touch	B 235 C Evo	B 235 Evo	B 325 C Evo	B 325 Evo	B 225 C Evo PRO	B 225 Evo PRO	B 225 Evo	B 215 Evo	B 115 EVO Hand Spin	B 115 EVO Motor Spin	B 115 EVO MOBILE	B 115 EVO WORKB.
8-21100234		22" Widescreen LCD/LED monitor (no Touchscreen versions).					●	●			●	●												
8-21100235		19" Widescreen LCD monitor (no Touchscreen versions).					●	●			●	●			●	●								
8-21120006		Monitor cleaning kit.	●	●	●	●	●	●			●	●			●	●								
8-21100232	<div>NEW!</div>  	SMD Sonar sensor kit (device for automatic contact free wheel width measurement). Compatible with wheel balancer models produced up to June 2024		■	●	●	●	●	●	●	●	●	●	●	●	●	●	●						
8-21100293/90		SMD Sonar sensor kit (device for automatic contact free wheel width measurement). Compatible with wheel balancer models produced from July 2024		■	●	●	●	●	●	●	●	●	●	●	●	●	●	●						
8-21100230		SL-Ø AUTOMATIC self-balancing wheel lifter for WB - Capacity 80 kg.	●	●	●	●	●	●	●	●	●	●	●	●	●	●	●	●	●	●	●	●	●	●




OPTIONAL ACCESSORIES FOR LIGHT VEHICLE WHEEL BALANCERS

PN	Picture	Description	B 540 C Evo Touch	B 445 C Evo Touch	B 345 C Evo Touch	B 345 Evo Touch	B 345 C Evo	B 345 Evo	B 245 C Evo	B 245 Evo	B 335 C Evo / Touch	B 335 Evo / Touch	B 235 C Evo	B 235 Evo	B 325 C Evo	B 325 Evo	B 225 C Evo PRO	B 225 Evo PRO	B 225 Evo	B 215 Evo	B 115 EVO Hand Spin	B 115 EVO Motor Spin	B 115 EVO MOBILE	B 115 EVO WORKB.
8-21100248		SL-R MANUAL self-balancing wheel lifter for WB - Capacity 80 kg.	●	●	●	●	●	●	●	●	●	●	●	●	●	●	●	●	●	●	●	●		
8-21100231		KFØ Anchoring set for wheel lifters SL-Ø and SL-R.									●	●	●	●	●	●	●	●	●					




OPTIONAL ACCESSORIES FOR LIGHT VEHICLE WHEEL BALANCERS

PN	Picture	Description	B 540 C Evo Touch	B 445 C Evo Touch	B 345 C Evo Touch	B 345 Evo Touch	B 345 C Evo	B 345 Evo	B 245 C Evo	B 245 Evo	B 335 C Evo / Touch	B 335 Evo / Touch	B 235 C Evo	B 235 Evo	B 325 C Evo	B 325 Evo	B 225 C Evo PRO	B 225 Evo PRO	B 225 Evo	B 215 Evo	B 115 EVO Hand Spin	B 115 EVO Motor Spin	B 115 EVO MOBILE	B 115 EVO WORKB.
8-21600132		FLAP Ø Flap kit for SL-Ø and SL-R (to mount the lifter on wheel balancers with lateral foot).													●	●	●	●	●	●	●			
8-21100161		SL80 Pneumatic wheel lifter for wheel balancers.	●	●	●	●	●	●	●	●	●	●	●	●	●	●	●	●	●	●	●	●		
8-21100163		KF40 Anchoring set for wheel lifter SL 80.									●	●	●	●	●	●	●	●	●	●				
8-21120002		KF45 Anchoring set for wheel lifter SL 80.	●	●	●	●	●	●	●	●														

OPTIONAL ACCESSORIES FOR LIGHT VEHICLE WHEEL BALANCERS

PN	Picture	Description	B 540 C Evo Touch	B 445 C Evo Touch	B 345 C Evo Touch	B 345 Evo Touch	B 345 C Evo	B 345 Evo	B 245 C Evo	B 245 Evo	B 335 C Evo / Touch	B 335 Evo / Touch	B 235 C Evo	B 235 Evo	B 325 C Evo	B 325 Evo	B 225 C Evo PRO	B 225 Evo PRO	B 225 Evo	B 215 Evo	B 115 EVO Hand Spin	B 115 EVO Motor Spin	B 115 EVO MOBILE	B 115 EVO WORKB.
8-21100250		RRS - Sonar RUN-OUT Kit for measuring wheel eccentricity. In touchscreen models, in addition to graphical data visualization, the BESTFIT function is also included.		●	●	●	●	●																
8-21100253/25		Support for 8 HPC collets. Colour RAL 5015 for balancers in standard color.	●	●	●	●	●	●	●	●														
8-21100253/64		Support for 8 HPC collets. Colour RAL 7016 for balancers in color other than standard.	●	●	●	●	●	●	●	●														
8-21100251		Dispenser kit for coil of adhesive counterweights.	●	●	●	●	●	●	●	●	●	●	●	●	●	●	●	●	●	●				
8-21100252		Coil of adhesive counterweights. Iron roll (5 g x 1200 pcs).	●	●	●	●	●	●	●	●	●	●	●	●	●	●	●	●	●	●				

OPTIONAL ACCESSORIES FOR LIGHT VEHICLE WHEEL BALANCERS

PN	Picture	Description	B 540 C Evo Touch	B 445 C Evo Touch	B 345 C Evo Touch	B 345 Evo Touch	B 345 C Evo	B 345 Evo	B 245 C Evo	B 245 Evo	B 335 C Evo / Touch	B 335 Evo / Touch	B 235 C Evo	B 235 Evo	B 325 C Evo	B 325 Evo	B 225 C Evo PRO	B 225 Evo PRO	B 225 Evo	B 215 Evo	B 115 EVO Hand Spin	B 115 EVO Motor Spin	B 115 EVO MOBILE	B 115 EVO WORKB.
8-21120023		LASER BLADE KIT Upgrade kit for previous versions of B 345 and B 245 (not Evo) manufactured until end of 2017. This kit is already fitted on the B 345 and B 245 Evo series.			■	■	■	■	■	■														
8-21120022		LASER BLADE KIT Laser pointer inside the measuring arm, diameter and distance to guides the operator in choosing the inner planes of the rim without any errors and with extremely good visibility. Dedicated Plug&Play.									●	●	●	●	●	●	●	●	●	●	●	●	●	●
8-21100258/25		Support for 8 HPC collets, cones and flanges. Colour RAL 5015 for balancers in standard color.													●	●	●	●	●	●				
8-21100258/64		Support for 8 HPC collets, cones and flanges. Colour RAL 7016 for balancers in color other than standard.													●	●	●	●	●	●				





OPTIONAL ACCESSORIES FOR LIGHT VEHICLE WHEEL BALANCERS

PN	Picture	Description	B 540 C Evo Touch	B 445 C Evo Touch	B 345 C Evo Touch	B 345 Evo Touch	B 345 C Evo	B 345 Evo	B 245 C Evo	B 245 Evo	B 335 C Evo / Touch	B 335 Evo / Touch	B 235 C Evo	B 235 Evo	B 325 C Evo	B 325 Evo	B 225 C Evo PRO	B 225 Evo PRO	B 225 Evo	B 215 Evo	B 115 EVO Hand Spin	B 115 EVO Motor Spin	B 115 EVO MOBILE	B 115 EVO WORKB.
8-21100238		TWL-L LASER pointer & LED spotlight kit.									■	■	■	■	●	●	●	●	●	●				
8-21100277		RRS-2 , Sonar RUN-OUT Kit allows you to check the status of wheel eccentricity through a system of colored icons on the main screen.									●	●			●	●								
8-21120005		USB inkjet printer kit.	●	●	●	●																		
8-21200002/90		Printer support kit.	●	●	●	●																		










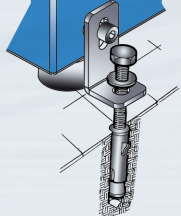
OPTIONAL ACCESSORIES FOR LIGHT VEHICLE WHEEL BALANCERS

PN	Picture	Description	B 540 C Evo Touch	B 445 C Evo Touch	B 345 C Evo Touch	B 345 Evo Touch	B 345 C Evo	B 345 Evo	B 245 C Evo	B 245 Evo	B 335 C Evo / Touch	B 335 Evo / Touch	B 235 C Evo	B 235 Evo	B 325 C Evo	B 325 Evo	B 225 C Evo PRO	B 225 Evo PRO	B 225 Evo	B 215 Evo	B 115 EVO Hand Spin	B 115 EVO Motor Spin	B 115 EVO MOBILE	B 115 EVO WORKB.
802227308		PFC Pliers for attaching balance weights.	■	■	■	■	■	■	■	■	■	■	■	■	■	■	■	■	■	■	■	■	■	■
802461006		AWR Adhesive weights remover.	●	●	●	●	●	●	●	●	●	●	●	●	●	●	●	●	●	●	●	●	●	●
8-21100074		TE40 Automatic rim width external gauge.																	●					
8-21100246/34		KTPR Complete wheel guard kit. To transform wheel balancers NO PRC.													●	●	●	●	●	●				

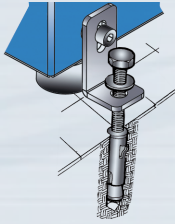




OPTIONAL ACCESSORIES FOR LIGHT VEHICLE WHEEL BALANCERS

PN	Picture	Description	B 540 C Evo Touch	B 445 C Evo Touch	B 345 C Evo Touch	B 345 Evo Touch	B 345 C Evo	B 345 Evo	B 245 C Evo	B 245 Evo	B 335 C Evo / Touch	B 335 Evo / Touch	B 235 C Evo	B 235 Evo	B 325 C Evo	B 325 Evo	B 225 C Evo PRO	B 225 Evo PRO	B 225 Evo	B 215 Evo	B 115 EVO Hand Spin	B 115 EVO Motor Spin	B 115 EVO MOBILE	B 115 EVO WORKB.
8-21100158/25		KP25 Front support base (Blue color).													●	●	●	●	●	●				
8-21100158/90		KP25 Front support base (Black color).													●	●	●	●	●	●				
8-21101100/90		Side foot for installation without anchoring to floor (not for B115 EVO MOBILE)																			●	●		
8-21100191	 	FSP25 Wheel-holder shaft pedal braking kit.																	●	●				





OPTIONAL ACCESSORIES FOR LIGHT VEHICLE WHEEL BALANCERS

PN	Picture	Description	B 540 C Evo Touch	B 445 C Evo Touch	B 345 C Evo Touch	B 345 Evo Touch	B 345 C Evo	B 345 Evo	B 245 C Evo	B 245 Evo	B 335 C Evo / Touch	B 335 Evo / Touch	B 235 C Evo	B 235 Evo	B 325 C Evo	B 325 Evo	B 225 C Evo PRO	B 225 Evo PRO	B 225 Evo	B 215 Evo	B 115 EVO Hand Spin	B 115 EVO Motor Spin	B 115 EVO MOBILE	B 115 EVO WORKB.
8-21200003/25 8-21200003/20 8-21200003/16 8-21200003/45 8-21200003/37 8-21200003/69 8-21200003/34		KCC Color identity panel for EVO balancers. The kit lets dealers keep stocks of wheel balancers in a single colour (neutral grey RAL 7040, ordered with colour code /39), which may then be personalised upon delivery with coloured panels. RAL 5015 Sky blue.  RAL 5002 Blue  RAL 3002 Red  RAL 1003 Yellow  RAL 9007 Aluminium grey  RAL 7030 Stone grey  RAL 7016 Anthracite grey 														●	●	●	●	●	●			
8-21100159		TP25 STD ALU weight-holder terminal.			■	■	■	■	■	■	●	●	●	●	●	●	●	●	●	●				
8-21100102		KFT4 Fixing kit to the floor.									●	●	●	●	●	●	●	●	●	●				



OPTIONAL ACCESSORIES FOR LIGHT VEHICLE WHEEL BALANCERS

PN	Picture	Description	B 540 C Evo Touch	B 445 C Evo Touch	B 345 C Evo Touch	B 345 Evo Touch	B 345 C Evo	B 345 Evo	B 245 C Evo	B 245 Evo	B 335 C Evo / Touch	B 335 Evo / Touch	B 235 C Evo	B 235 Evo	B 325 C Evo	B 325 Evo	B 225 C Evo PRO	B 225 Evo PRO	B 225 Evo	B 215 Evo	B 115 EVO Hand Spin	B 115 EVO Motor Spin	B 115 EVO MOBILE	B 115 EVO WORKB.
8-21101010		KFTU Kit - anchoring kit to floor (already supplied with B115 EVO Hand Spin and B115 EVO Motorized spin)																			■	■		
8-21101000		AL12 - 12v power supply kit (only for B115 EVO Hand Spin)																			●			●
8-21101200		Trolley Kit for an easier handling (not for MOBILE version)																			●	●		
8-21101300		TILT Kit to obtain the TILT version; Ideal to work inside the van thanks to the possibility of tilting the measuring unit to vertical position																			●	●		
8-21100292/90		VC - Voltage Converter 220V to 110V to electrically connect a 110V wheel balancer to a 220V mains voltage. Only for markets having dual 220V and 110V mains power supplies and for wheel balancers manufactured in 110V.									●	●	●	●	●	●	●	●	●	●				

















OPTIONAL ACCESSORIES FOR LIGHT VEHICLE WHEEL BALANCERS

OPTIONAL ACCESSORIES FOR LIGHT VEHICLE WHEEL BALANCERS			B 540 C Evo Touch	B 445 C Evo Touch	B 345 C Evo Touch	B 345 Evo Touch	B 345 C Evo	B 345 Evo	B 245 C Evo	B 245 Evo	B 335 C Evo/Touch	B 335 Evo/Touch	B 235 C Evo	B 235 Evo	B 325 C Evo	B 325 Evo	B 225 C Evo PRO	B 225 Evo PRO	B 225 Evo	B 215 Evo	B 115 EVO Hand Spin	B 115 EVO Motor Spin	B 115 EVO MOBILE	B 115 EVO WORKB.
PN	Picture	Description																						
8-21100289		GBP40 EVO KIT - Professional quick nut kit $\varnothing 40 \times 3$ mm: Comprising: PCF1 Wheel clamping cap 4-115868 CF1 Wheel clamping cap 4-115863 CD1 Spacer cap 4-115864 GBP EVO Quick nut 5-101561 GBP1 Clamp "R" 4-104798 GBP2 Clamp "L" 4-104799 GBP3 Lever 4-104796				■	■	■	■	■	■	■	■	■	■	■	■	■	■	■	■	■	■	
8-21100280		CCK3 EVO KIT - Centering cone kit $\varnothing 40$ mm 42÷103,5mm: Comprising: CP1-Small cone $\varnothing 42 \div 68$ mm 5-107970 CP2-Medium cone $\varnothing 60 \div 87$ mm 5-107968 CP3-Large cone $\varnothing 83 \div 103$ mm 5-107969	■	■	■	■	■	■	■	■	■	■	■	■	■	■	■	■	■	■	■	■	■	
8-21100283		MFS - Standard Threaded Shaft $\varnothing 40 \times 3$ mm - 181,5 mm long				■	■	■	■	■	■	■	■	■	■	■	■	■	■	■	■	■	■	
8-21100193		MFL XL - XL threaded shaft $\varnothing 40 \times 3$ mm - 220 mm long				●	●	●	●	●	●	●	●	●	●	●	●	●	●	●	●	●	●	




OPTIONAL ACCESSORIES FOR LIGHT VEHICLE WHEEL BALANCERS

PN	Picture	Description	B 540 C Evo Touch	B 445 C Evo Touch	B 345 C Evo Touch	B 345 Evo Touch	B 345 C Evo	B 345 Evo	B 245 C Evo	B 245 Evo	B 335 C Evo/Touch	B 335 Evo/Touch	B 235 C Evo	B 235 Evo	B 325 C Evo	B 325 Evo	B 225 C Evo PRO	B 225 Evo PRO	B 225 Evo	B 215 Evo	B 115 EVO Hand Spin	B 115 EVO Motor Spin	B 115 EVO MOBILE	B 115 EVO WORKB.
8-21100285	 <p>MBP40 EVO KIT - Locking sleeve kit for electric or pneumatic wheel locking system: Comprising: PCF1 Wheel clamping cap CF1 Wheel clamping cap CD1 Spacer cap QLS Quick Locking Sleeve</p> <p>PN 4-115868 4-115863 4-115864 5-107394</p>		■	■	■		■		■		■		■		■		■							
8-21100291	 <p>Kit with 2 revolving knob</p>					●		●		●		●		●		●		●	●	●	■	●	●	■





OPTIONAL ACCESSORIES FOR LIGHT VEHICLE WHEEL BALANCERS

OPTIONAL ACCESSORIES FOR LIGHT VEHICLE WHEEL BALANCERS			B 540 C Evo Touch	B 445 C Evo Touch	B 345 C Evo Touch	B 345 Evo Touch	B 345 C Evo	B 345 Evo	B 245 C Evo	B 245 Evo	B 335 C Evo / Touch	B 335 Evo / Touch	B 235 C Evo	B 235 Evo	B 325 C Evo	B 325 Evo	B 225 C Evo PRO	B 225 Evo PRO	B 225 Evo	B 215 Evo	B 115 EVO Hand Spin	B 115 EVO Motor Spin	B 115 EVO MOBILE	B 115 EVO WORKB.
PN	Picture	Description																						
8-21100294	 <p>per cerchi a 5 fori. Range bloccaggio 95,25 - 180 mm</p> <p> Ø 28  Ø 22,5  Ø 22,5  Ø 19</p>	PF-FASTPLATE 5 for 5-hole rims. Clamping range: 95,25 ÷ 180 mm 3-05125 PLANETARY GEAR ASSEMBLY 3-05126 TORQUE TIP B Ø28 L:25MM 3-05127 TORQUE TIP C Ø22,5 L:40MM 3-05128 TORQUE TIP C Ø22,5 L:65MM 3-05129 TORQUE TIP E Ø19 L:40MM	●	●	●	●	●	●	●	●	●	●	●	●	●	●	●	●	●	●	●	●	●	
8-21100295	 <p>per cerchi a 3-4-6-8 fori. Range bloccaggio 95,25 - 180 mm</p> <p> Ø 28  Ø 22,5  Ø 22,5  Ø 19</p>	PF-FASTPLATE 3-4-6-8 for 3-4-6-8-hole rims. Clamping range: 95,25 ÷ 180 mm 3-05125 PLANETARY GEAR ASSEMBLY 3-05126 TORQUE TIP B Ø28 L:25MM 3-05127 TORQUE TIP C Ø22,5 L:40MM 3-05128 TORQUE TIP C Ø22,5 L:65MM 3-05129 TORQUE TIP E Ø19 L:40MM	●	●	●	●	●	●	●	●	●	●	●	●	●	●	●	●	●	●	●	●	●	
8-21100296	 <p>8-21100296 PF-FASTPLATE KIT per cerchi a 3-4-5-6-8 fori. Range bloccaggio 95,25 - 180 mm</p> <p> Ø 28  Ø 22,5  Ø 22,5  Ø 19</p>	PF-FASTPLATE KIT for 3-4-5-6-8-hole rims. (it includes P/N 8-21100294 and P/N 8-21100295) Clamping range: 95,25 ÷ 180 mm 3-05125 PLANETARY GEAR ASSEMBLY 3-05126 TORQUE TIP B Ø28 L:25MM 3-05127 TORQUE TIP C Ø22,5 L:40MM 3-05128 TORQUE TIP C Ø22,5 L:65MM 3-05129 TORQUE TIP E Ø19 L:40MM	●	●	●	●	●	●	●	●	●	●	●	●	●	●	●	●	●	●	●	●	●	
8-21100297		PF-F-C SLEEVE HANDLE Sleeve for wheel balancers with automatic clamping. To be screwed directly to the FASTPLATE to work more comfortably and quickly	●	●	●		●	●		●		●		●		●								




OPTIONAL ACCESSORIES FOR LIGHT VEHICLE WHEEL BALANCERS

PN	Picture	Description	B 540 C Evo Touch	B 445 C Evo Touch	B 345 C Evo Touch	B 345 Evo Touch	B 345 C Evo	B 345 Evo	B 245 C Evo	B 245 Evo	B 335 C Evo / Touch	B 335 Evo / Touch	B 235 C Evo	B 235 Evo	B 325 C Evo	B 325 Evo	B 225 C Evo PRO	B 225 Evo PRO	B 225 Evo	B 215 Evo	B 115 EVO Hand Spin	B 115 EVO Motor Spin	B 115 EVO MOBILE	B 115 EVO WORKB.
8-21100152		PF BASIC Self-centring universal flange for wheels with central hole. Comprising: PET Basic petal PN. 4-108079	●	●	●	●	●	●	●	●	●	●	●	●	●	●	●	●	●	●	●	●	●	●
8-21100145		PF-2 BMW Flange kit for wheels with central hole (Ø 4x100 / 5x120 / 5x112).	●	●	●	●	●	●	●	●	●	●	●	●	●	●	●	●	●	●	●	●	●	●
8-21100080		ARF Accessory for off-road wheels Ø 100 ÷ 118,5 mm, Ø 100 ÷ 129,5 mm																						
		CGF - Off-road wheel cone (vans) 4-103186	■	■	■	■	■	■	■	■	■	■	■	■	■	■	■	■	■	■	■	■	■	■
		PCF1 - Wheel protector for centring alloy rims 4-115868																						
		CF1 - Wheel clamping cap 4-115863																						
8-21100096		Centering cone capacity from Ø95 to Ø137 mm.	●	●	●	●	●	●	●	●	●	●	●	●	●	●	●	●	●	●	●	●	●	●
8-21100200		CIP Short cone Ø 55÷72 mm. Essential accessory for wheels with plastic aesthetic rim covers and "after-market" rims with short holes of the hub.	●	●	●	●	●	●	●	●	●	●	●	●	●	●	●	●	●	●	●	●	●	●












OPTIONAL ACCESSORIES FOR LIGHT VEHICLE WHEEL BALANCERS

PN	Picture	Description	B 540 C Evo Touch	B 445 C Evo Touch	B 345 C Evo Touch	B 345 Evo Touch	B 345 C Evo	B 345 Evo	B 245 C Evo	B 245 Evo	B 335 C Evo / Touch	B 335 Evo / Touch	B 235 C Evo	B 235 Evo	B 325 C Evo	B 325 Evo	B 225 C Evo PRO	B 225 Evo PRO	B 225 Evo	B 215 Evo	B 115 EVO Hand Spin	B 115 EVO Motor Spin	B 115 EVO MOBILE	B 115 EVO WORKB.
802260682		VGBP Hand wheel for fixing ring nut of universal self-centering cones.				●		●		●	●	●	●	●	●	●	●	●	●	●	■	■	■	■
802459564		CBG Cap D. 210 mm. for fixing ALU rims. Comprising: PN. 462817 OR Rubber ring	●	●	●	●	●	●	●	●	●	●	●	●	●	●	●	●	●	●	●	●	●	●
8-21100095		GHIP Set of pneumatic tightening ring nut for car wheels.				●		●		●	●	●	●	●	●	●	●	●	●	●	●	●	●	●
8-21100244		HPC High Precision Collets, 8 two-faced slightly tapered bushings. Comprising: PN. C1 Collet D. 51,3 ÷ 62 4-119500 C2 Collet D. 61 ÷ 71 4-119501 C3 Collet D. 69 ÷ 79,7 4-119502 C4 Collet D. 78 ÷ 87,8 4-119503 C5 Collet D. 85,7 ÷ 95,6 4-119504 C6 Collet D. 93,4 ÷ 103,8 4-119505 C7 Collet D. 102,8 ÷ 112 4-119506 C8 Collet D. 108 ÷ 117,5 4-119507 C9 Hole diameter detector 5-106644	●	●	●	●	●	●	●	●	●	●	●	●	●	●	●	●	●	●	●	●	●	●





OPTIONAL ACCESSORIES FOR LIGHT VEHICLE WHEEL BALANCERS

PN	Picture	Description	B 540 C Evo Touch	B 445 C Evo Touch	B 345 C Evo Touch	B 345 Evo Touch	B 345 C Evo	B 345 Evo	B 245 C Evo	B 245 Evo	B 335 C Evo / Touch	B 335 Evo / Touch	B 235 C Evo	B 235 Evo	B 325 C Evo	B 325 Evo	B 225 C Evo PRO	B 225 Evo PRO	B 225 Evo	B 215 Evo	B 115 EVO Hand Spin	B 115 EVO Motor Spin	B 115 EVO MOBILE	B 115 EVO WORKB.
8-21100243/90		TROLLEY Trolley for HPC.	●	●	●	●	●	●	●	●	●	●	●	●	●	●	●	●	●	●	●	●	●	●
8-21100082		SBC Set of 6 wheel centering bushings (min. Ø 54 - max. Ø 75,4 mm). Comprising: B1 Bushing D. 56.5 ÷ 57.1 B2 Bushing D. 65 ÷ 67 B3 Bushing D. 73.2 ÷ 75.4 B4 Bushing D. 63.3 ÷ 64,2 B5 Bushing D. 58 ÷ 60.1 B7 Bushing D. 54÷56,1 PN. 4-105075 4-105076 4-105077 4-105078 4-105079 4-105080	●	●	●	●	●	●	●	●	●	●	●	●	●	●	●	●	●	●	●	●	●	●
8-21100083		B6 Racing bushing D. 67 (Ferrari - Maserati).	●	●	●	●	●	●	●	●	●	●	●	●	●	●	●	●	●	●	●	●	●	●
8-21400022		MERCEDES KIT ø 57/60/66,1/66,42/66,50/67/84 mm Comprising: ø 57 / 66,1 / 66,42 / 66,50 / 67 mm ø 60 / 84 mm PN. 4-138168 4-138169	●	●	●	●	●	●	●	●	●	●	●	●	●	●	●	●	●	●	●	●	●	●





OPTIONAL ACCESSORIES FOR LIGHT VEHICLE WHEEL BALANCERS

PN	Picture	Description		B 540 C Evo	B 445 C Evo	B 345 C Evo	B 345 Evo T	B 345 C Evo	B 345 Evo	B 245 C Evo	B 245 Evo	B 335 C Evo	B 335 Evo /	B 235 C Evo	B 235 Evo	B 325 C Evo	B 325 Evo	B 225 C Evo	B 225 Evo P	B 225 Evo	B 215 Evo	B 115 EVO	B 115 EVO	B 115 EVO	B 115 EVO
8-21100085		B9 OPEL bushing D. 56,5 / 65 / 70,1 mm.		●	●	●	●	●	●	●	●	●	●	●	●	●	●	●	●	●	●	●	●	●	●
8-21100229	<div> B10</div> <div> B12</div> <div> B13</div> <div> B14</div> <div> B15</div>	Kit RENAULT Set of RENAULT Bushings Diam.: Ø 60/66/71/89/130 mm. Comprising: PN. B10 Bushing D. 60 mm. 4-105106 B12 Bushing LAGUNA D. 66 mm 4-107025 B13 Bushing TRAFIC D. 71 mm 4-107026 B14 Bushing MASTER D. 89 mm 4-107027 B15 Bushing MASTER D. 130 mm 4-107028		●	●	●	●	●	●	●	●	●	●	●	●	●	●	●	●	●	●	●	●	●	
8-21100228	<div> B11</div> <div> B6</div>	BMW-MINI KIT Ø66.5, Ø56.5, Ø72.5, Ø74 mm Comprising: PN. B6 Ø66.5 mm 4-105103 B11 Ø 56.5 - Ø 72.5 - Ø 74 mm 4-105108		●	●	●	●	●	●	●	●	●	●	●	●	●	●	●	●	●	●	●	●	●	
8-21100141	<div> DX1</div> <div> CF1</div> <div> CF2</div>	DX/CBF Centering accessory for vans and off-road vehicles. Comprising: PN. DX1 Spacer 4-107426 CF1 Cone for vans D. 117÷147 mm 4-107423 CF2 Cone for vans D. 143÷173 mm 4-107424		●	●	●	●	●	●	●	●	●	●	●	●	●	●	●	●	●	●	●	●	●	





OPTIONAL ACCESSORIES FOR LIGHT VEHICLE WHEEL BALANCERS

PN	Picture	Description	B 540 C Evo	B 445 C Evo	B 345 C Evo	B 345 Evo	B 345 C Evo	B 345 Evo	B 245 C Evo	B 245 Evo	B 335 C Evo	B 335 Evo	B 235 C Evo	B 235 Evo	B 325 C Evo	B 325 Evo	B 225 C Evo	B 225 Evo	B 225 Evo	B 215 Evo	B 115 EVO	B 115 EVO	B 115 EVO	B 115 EVO																		
8-21120004	<div><div>DX1</div><div>CF161</div></div>	<div><div>DX1/CF161</div><div>Centering accessory for MB - VW commercial vehicles (Ø 161mm)</div><div>Comprising: PN.</div><div>DX1 Spacer 4-107426</div><div>CF161 Centering cone D.161 mm 4-131929</div></div>	●	●	●	●	●	●	●	●	●	●	●	●	●	●	●	●	●	●	●	●	●	●																		
8-21100088		<div><div>DM</div><div>Reduction spacer for Mini Morris.</div></div>	●	●	●	●	●	●	●	●	●	●	●	●	●	●	●	●	●	●	●	●	●	●																		
8-21100089	<div><div>ARS</div><div>DARS</div></div>	<div><div>ARS</div><div>Racing accessory for sport wheels.</div><div>Comprising: PN.</div><div>ARS Racing spacer 24732</div><div>DARS Spacer 30 mm 4-105171</div></div>	●	●	●	●	●	●	●	●	●	●	●	●	●	●	●	●	●	●	●	●	●	●																		
8-21100091	<div><div>DEB</div><div>CHI6</div><div>RFS</div><div>FT 1</div><div>CEP</div><div>CHT6</div></div>	<div><div>FRU-SA D.40</div><div>Universal flange for all wheels with or without central holes.</div><div>Comprising: PN.</div><table><tr><td>FT 1</td><td>Connecting rod with pin</td><td>2401415</td></tr><tr><td>DEB</td><td>Conical/spheric nut for wheel fixing</td><td>321878</td></tr><tr><td>CHT6</td><td>T Hexagonal key CH 6</td><td>4-105877</td></tr><tr><td>RFS</td><td>Caliper</td><td>441286</td></tr><tr><td>CEP</td><td>Hexagonal key CH 22</td><td>426517</td></tr><tr><td>CHI6</td><td>Hexagonal key CH 6</td><td>600906</td></tr></table></div>	FT 1	Connecting rod with pin	2401415	DEB	Conical/spheric nut for wheel fixing	321878	CHT6	T Hexagonal key CH 6	4-105877	RFS	Caliper	441286	CEP	Hexagonal key CH 22	426517	CHI6	Hexagonal key CH 6	600906	●	●	●	●	●	●	●	●	●	●	●	●	●	●	●	●	●	●	●	●	●	●
FT 1	Connecting rod with pin	2401415																																								
DEB	Conical/spheric nut for wheel fixing	321878																																								
CHT6	T Hexagonal key CH 6	4-105877																																								
RFS	Caliper	441286																																								
CEP	Hexagonal key CH 22	426517																																								
CHI6	Hexagonal key CH 6	600906																																								

OPTIONAL ACCESSORIES FOR LIGHT VEHICLE WHEEL BALANCERS

PN	Picture	Description		B 540 C Evo	B 445 C Evo	B 345 C Evo	B 345 Evo	B 345 C Evo	B 345 Evo	B 245 C Evo	B 245 Evo	B 335 C Evo	B 335 Evo	B 235 C Evo	B 235 Evo	B 325 C Evo	B 325 Evo	B 225 C Evo	B 225 Evo	B 225 Evo	B 215 Evo	B 115 EVO	B 115 EVO	B 115 EVO	B 115 EVO
8-21100092		BVFF Set of 5 bushings for accurate wheel centering on FRU flange. Comprising: PN. BF1 Bushing D. 55 4-105110 BF2 Bushing D. 58.1 4-105174 BF3 Bushing D. 60.1 4-105175 BF4 Bushing D. 65 4-105176 BF5 Bushing D. 57 4-106570		●	●	●	●	●	●	●	●	●	●	●	●	●	●	●	●	●	●	●	●	●	●
8-21100207		DFB40/STD Fixing disk for FRU centering bushing for STD version WB.						●		●		●		●		●		●	●	●	●	●	●	●	●
8-21100208		DFB40/AEL Fixing disk for FRU centering bushing for "C" version		●	●	●	●		●		●		●		●		●								
802231479		SDR Set of five quick fixing bolts on FRU flange. Comprising: PN. BC Conical bushing 431481 BOS Spherical Bushing 431482 VF Quick fixing screw 431480		●	●	●	●	●	●	●	●	●	●	●	●	●	●	●	●	●	●	●	●	●	●

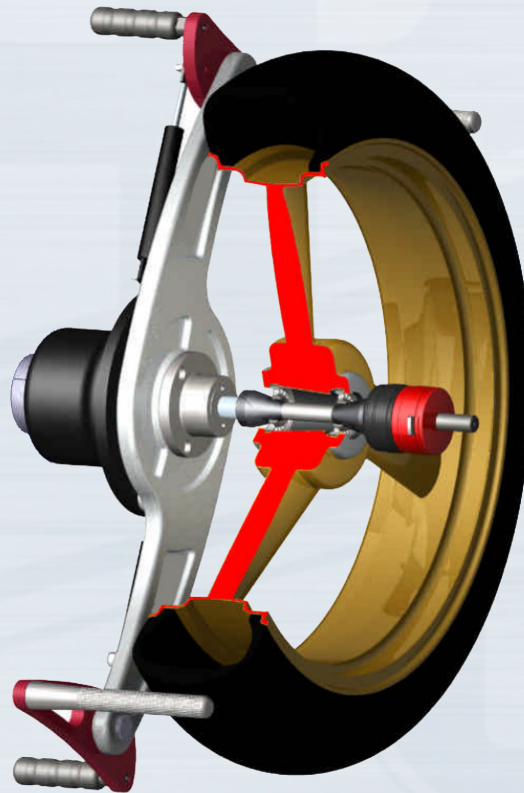
OPTIONAL ACCESSORIES FOR LIGHT VEHICLE WHEEL BALANCERS

PN	Picture	Description	B 540 C Evo Touch	B 445 C Evo Touch	B 345 C Evo Touch	B 345 Evo Touch	B 345 C Evo	B 345 Evo	B 245 C Evo	B 245 Evo	B 335 C Evo / Touch	B 335 Evo / Touch	B 235 C Evo	B 235 Evo	B 325 C Evo	B 325 Evo	B 225 C Evo PRO	B 225 Evo PRO	B 225 Evo	B 215 Evo	B 115 EVO Hand Spin	B 115 EVO Motor Spin	B 115 EVO MOBILE	B 115 EVO WORKB.
802262700		DC5 Set of special nuts for alloy rims on FRU flange.	●	●	●	●	●	●	●	●	●	●	●	●	●	●	●	●	●	●	●	●	●	●
802322075		DCL Set of five conical nuts for alloy rims on FRU flange.	●	●	●	●	●	●	●	●	●	●	●	●	●	●	●	●	●	●	●	●	●	●
802322076		DMS Set of five spheric nuts for alloy rims on FRU flange.	●	●	●	●	●	●	●	●	●	●	●	●	●	●	●	●	●	●	●	●	●	●
802321387		BCO Set of 5 conical washers to be used with FRU flange.	●	●	●	●	●	●	●	●	●	●	●	●	●	●	●	●	●	●	●	●	●	●

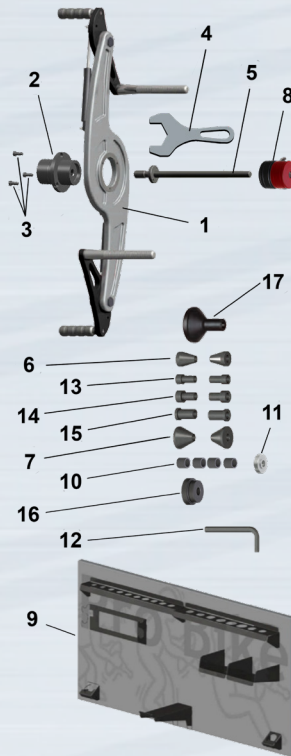

ACCESSORIES FOR MOTORBIKE WHEELS

Centering and clamping accessories for motorcycle wheels



In the range of accessories for off-the-vehicle wheel balancers is now available the new BIKES UNIVERSAL KIT with various additional sets for centering and dynamic balancing of motorcycle wheels.
Easy to install and quickly to use. Ideal for small scooter wheels up to 21 inches large off-road type; without forgetting the wide chopper type and those monolever without bearings.
Balancing results excellent!
Universal for all wheel balancers in range both manual and automatic clamping.







OPTIONAL ACCESSORIES FOR MOTORBIKES WHEELS

PN	Picture	Description	B 540	B 445	B 345	B 345	B 345	B 345	B 245	B 245	B 335	B 335	B 235	B 235	B 325	B 325	B 225	B 225	B 215	B 115	B 115	B 115	B 115																																																			
8-21120012		BIKE UNIVERSAL KIT Basic device for balancing motorcycles and scooters wheels. * Motorcycle extension gauge NOT included Wheel holder shaft 14 mm. Comprising: <table><tr><td>1</td><td>Dragging group</td><td>PN. 3-03408</td></tr><tr><td>2</td><td>Cylindrical chuck</td><td>3-03409</td></tr><tr><td>3</td><td>Hexagon socket screw M 6x14</td><td>3-03410</td></tr><tr><td>4</td><td>Single head wrench SW50</td><td>3-03411</td></tr><tr><td>5</td><td>Wheel holder shaft Ø 14 mm</td><td>3-03412</td></tr><tr><td>6</td><td>Centering cone 15÷30 mm</td><td>3-03413</td></tr><tr><td>7</td><td>Center. cone 16÷45mm (Scooter)</td><td>3-03414</td></tr><tr><td>8</td><td>Quick Fix for shaft Ø 14 mm</td><td>3-03415</td></tr><tr><td>9</td><td>Wall board</td><td>3-03416</td></tr><tr><td>10</td><td>Short spacer</td><td>3-03417</td></tr><tr><td>11</td><td>M 14 Knurled nut</td><td>3-03418</td></tr><tr><td>12</td><td>Hexagon socket head key SW4</td><td>3-03419</td></tr><tr><td>13</td><td>Centering sleeve Ø 15 mm</td><td>3-03420</td></tr><tr><td>14</td><td>Centering sleeve Ø 17 mm</td><td>3-03421</td></tr><tr><td>15</td><td>Centering sleeve Ø 20 mm</td><td>3-03422</td></tr><tr><td>16</td><td>PIAGGIO Centering sleeve</td><td>3-03423</td></tr><tr><td>17</td><td>BMW/HONDA Pressure part</td><td>3-03407</td></tr></table>	1	Dragging group	PN. 3-03408	2	Cylindrical chuck	3-03409	3	Hexagon socket screw M 6x14	3-03410	4	Single head wrench SW50	3-03411	5	Wheel holder shaft Ø 14 mm	3-03412	6	Centering cone 15÷30 mm	3-03413	7	Center. cone 16÷45mm (Scooter)	3-03414	8	Quick Fix for shaft Ø 14 mm	3-03415	9	Wall board	3-03416	10	Short spacer	3-03417	11	M 14 Knurled nut	3-03418	12	Hexagon socket head key SW4	3-03419	13	Centering sleeve Ø 15 mm	3-03420	14	Centering sleeve Ø 17 mm	3-03421	15	Centering sleeve Ø 20 mm	3-03422	16	PIAGGIO Centering sleeve	3-03423	17	BMW/HONDA Pressure part	3-03407	●	●	●	●	●	●	●	●	●	●	●	●	●	●	●	●	●	●	●	●	●
1	Dragging group	PN. 3-03408																																																																								
2	Cylindrical chuck	3-03409																																																																								
3	Hexagon socket screw M 6x14	3-03410																																																																								
4	Single head wrench SW50	3-03411																																																																								
5	Wheel holder shaft Ø 14 mm	3-03412																																																																								
6	Centering cone 15÷30 mm	3-03413																																																																								
7	Center. cone 16÷45mm (Scooter)	3-03414																																																																								
8	Quick Fix for shaft Ø 14 mm	3-03415																																																																								
9	Wall board	3-03416																																																																								
10	Short spacer	3-03417																																																																								
11	M 14 Knurled nut	3-03418																																																																								
12	Hexagon socket head key SW4	3-03419																																																																								
13	Centering sleeve Ø 15 mm	3-03420																																																																								
14	Centering sleeve Ø 17 mm	3-03421																																																																								
15	Centering sleeve Ø 20 mm	3-03422																																																																								
16	PIAGGIO Centering sleeve	3-03423																																																																								
17	BMW/HONDA Pressure part	3-03407																																																																								
8-21100116		PRA3 Motorcycle extension for sensor. For models with TP25 clip. To be added at PN 8-21120012.			●	●	●	●	●	●	●	●	●	●	●	●	●	●	●	●	●	●																																																				





OPTIONAL ACCESSORIES FOR MOTORBIKES WHEELS

PN	Picture	Description	B 540 C Evo	B 445 C Evo	B 345 C Evo	B 345 Evo	B 345 C Evo	B 345 Evo	B 245 C Evo	B 245 Evo	B 335 C Evo	B 335 Evo	B 235 C Evo	B 235 Evo	B 325 C Evo	B 325 Evo	B 225 C Evo	B 225 Evo	B 215 Evo	B 115 EVO	B 115 EVO	B 115 EVO	B 115 EVO
8-21120013		BIKE UPGRADE KIT 19 Additional module to BIKE UNIVERSAL KIT. Comprising: PN. 1 Centering sleeve Ø 22 mm 3-03383 2 Centering sleeve Ø 25,4 mm 3-03384 3 Centering sleeve Ø 25 mm 3-03385 4 Centering sleeve Ø 26 mm 3-03386 5 Centering sleeve Ø 28 mm 3-03387 6 Centering sleeve Ø 32 mm 3-03388 7 Centering sleeve Ø 35 mm 3-03389 8 Centering sleeve Ø 30 mm 3-03390 9 Short spacer Ø 20 mm 3-03391 10 HARLEY DAVID pressure switch 3-03392 11 Quick Fix for shaft Ø 19 mm 3-03393 12 M 14 Knurled nut 3-03418 13 Wheel holder shaft Ø 19 mm 3-03396 14 Wall board 3-03395	●	●	●	●	●	●	●	●	●	●	●	●	●	●	●	●	●	●	●	●	●
8-21120014		BIKE MONOLEVER KIT 19 Additional module to BIKE UPGRADE KIT for motorcycle wheels with monolever. Comprising: PN. 1 DUCATI Centring sleeve 3-03397 2 HONDA / MV AGUSTA Sleeve 3-03398 3 HONDA Centring sleeve 3-03399 4 APRILIA/BMW/DUCATI Sleeve 3-03400 5 TRIUMPH/HONDA VFR1200 Sleeve 3-03401 6 Adapter 3-03402 7 Centering sleeve TRIUMPH 3-03403 8 Long spacer 3-03404 9 BMW II Centering disc 3-03405 10 BMW I centering disc 3-03406	●	●	●	●	●	●	●	●	●	●	●	●	●	●	●	●	●	●	●	●	●


OPTIONAL ACCESSORIES FOR MOTORBIKES WHEELS

PN	Picture	Description	B 540 C Evo	B 445 C Evo	B 345 C Evo	B 345 Evo	B 345 C Evo	B 345 Evo	B 245 C Evo	B 245 Evo	B 335 C Evo	B 335 Evo	B 235 C Evo	B 235 Evo	B 325 C Evo	B 325 Evo	B 225 C Evo	B 225 Evo	B 225 Evo	B 215 Evo	B 115 EVO	B 115 EVO	B 115 EVO	B 115 EVO
8-21100257		Motorcycle and scooter wheel holder shaft kit D. 10 L = 230 mm. Available for possible integration of PN 8-21120012. Comprising: PN. 1 Wheel loder shaft Ø 10 mm 3-03864 2 Spacer (3 pcs.) 3-03865 3 Centering cone Ø 12÷20 mm 3-03866 4 M 10 Knurled nut 3-03867	●	●	●	●	●	●	●	●	●	●	●	●	●	●	●	●	●	●	●	●	●	●
8-21120016		Motorcycle and scooter wheel holder shaft kit D. 10 L = 230 mm. Available for possible integration of PN 8-21120012. Comprising: PN. 1 Wheel loder shaft Ø 10 mm 3-03864 2 Spacer (3 pcs.) 3-03865 3 Centering cone Ø 12÷20 mm 3-03866 4 M 10 Knurled nut 3-03867	●	●	●	●	●	●	●	●	●	●	●	●	●	●	●	●	●	●	●	●	●	●
8-21120017		Extra-long motorcycle wheel holder shaft D. 19 L = 365 mm. Available for possible integration of PN 8-21120013.	●	●	●	●	●	●	●	●	●	●	●	●	●	●	●	●	●	●	●	●	●	●
8-21100155		PRA4 Motorcycle extension for sensor. For models without TP25 clip. To be added at PN 8-21120012.									●	●	●	●	●	●	●	●	●	●	●	●	●	●

LIGHT VEHICLE WHEEL BALANCER OPTIONAL ACCESSORIES FOR TECHNICAL SERVICE

PN	Picture	Description	B 540 C Evo Touch	B 445 C Evo Touch	B 345 C Evo Touch	B 345 Evo Touch	B 345 C Evo	B 345 Evo	B 245 C Evo	B 245 Evo	B 335 C Evo / Touch	B 335 Evo / Touch	B 235 C Evo	B 235 Evo	B 325 C Evo	B 325 Evo	B 225 C Evo PRO	B 225 Evo PRO	B 225 Evo	B 215 Evo	B 115 EVO Hand Spin	B 115 EVO Motor Spin	B 115 EVO MOBILE	B 115 EVO WORKB.
8-21120001		LASER Calibrator kit.	●	●																				
8-21100224		RS232 Serial cable To connect one p.c. to main pc board of any wheel balancer to update the firmware/software.	●	●	●	●	●	●	●	●	●	●	●	●	●	●	●	●	●					
8-21100226		USB/RS232 Adapter To connect USB port onboard of pc and laptop of last generation to RS232 port.	●	●	●	●	●	●	●	●	●	●	●	●	●	●	●	●	●					
8-21100221		SLUG Calibration sample weight. NOTE: The calibration sample weight is already supplied as standard for wheel balancers currently in the catalogue.	■	■	■	■	■	■	■	■	■	■	■	■	■	■	■	■	■	■	■	■	■	■


LIGHT VEHICLE WHEEL BALANCER OPTIONAL ACCESSORIES FOR TECHNICAL SERVICE

PN	Picture	Description	B 540 C Evo Touch	B 445 C Evo Touch	B 345 C Evo Touch	B 345 Evo Touch	B 345 C Evo	B 345 Evo	B 245 C Evo	B 245 Evo	B 335 C Evo / Touch	B 335 Evo / Touch	B 235 C Evo	B 235 Evo	B 325 C Evo	B 325 Evo	B 225 C Evo PRO	B 225 Evo PRO	B 225 Evo	B 215 Evo	B 115 EVO Hand Spin	B 115 EVO Motor Spin	B 115 EVO MOBILE	B 115 EVO WORKB.
8-21100197		Complete tool kit. The kit contains all the mechanics tools necessary to assist both wheel balancers currently in the catalogue and phased.	●	●	●	●	●	●	●	●	●	●	●	●	●	●	●	●	●	●	●	●	●	●

TRUCK WHEEL BALANCERS FOR MOBILE SERVICE



T 500 MOBILE TRUCK



- Model supplied with:
- n. 1 Flexible graduated ruler
 - n. 1 Support complete with balancer housing
 - n. 1 Magnetic portable digital display
 - n. 1 Interface cable
 - n. 1 Feeding cable
 - n. 1 Caliper
 - n. 1 Pliers for attaching balance weights
 - n. 1 Fixing ring nut

T 500 MOBILE TRUCK

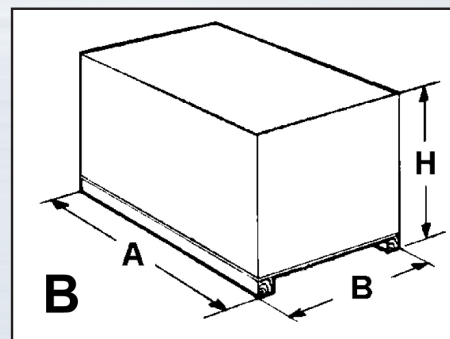
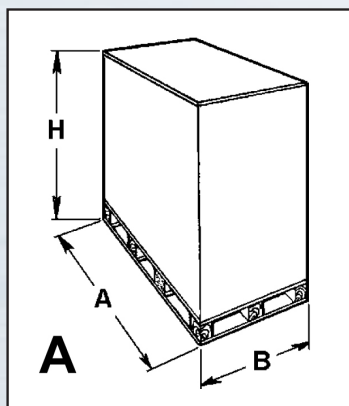
PN	Power Supply	Description	
0-21101050/34	100-230V/1Ph/50-60Hz	T500 MOBILE TRUCK Hand Spin. Portable wheel balancer for truck and bus tyres, compact in dimensions and weight; It can be fit on every type of chuck tyre changer for truck. Specially designed for the mobile service and for workshops having a reduced working space.	
8-21200501		Compulsory customizing T500 Mobile Truck	

OPTIONAL ACCESSORIES FOR TRUCK WHEEL BALANCER FOR MOBILE SERVICE

PN	Picture	Description	
8-21900220		ART40 truck flanges centering kit	
8-21100278		CAR MATE centering and clamping kit $\varnothing 42 \div 103,5$ mm	
8-21100261		GGR40 Centering kit $\varnothing 40$ for central hole wheels 183,5÷223 mm - 17,5"-19.5"rims (IVECO - MAN - DAF)	
8-21101052		Trolley kit for storage stand	
8-21100267		DTMS Adapter for mounting truck centering accessories, ART 40 EVO, KCT 40 EVO, and ARV 40	

DIAGRAM OF PACKING SPECIFICATION

OFF AND ON VEHICLE WHEEL BALANCERS



Model	Packing type	Dimensions (cm.) (A x B x H)	Net weight (kg)	Gross weight (kg)
B 540 C Evo - B 445 C Evo	Wooden case (A)	179x115x125	183 / 145	226 / 188
B 345 C Evo - B 345 Evo	"	141x138x125	145	175
B 335 C Evo - B 335 Evo	"	141x 89x128	202 / 198	232 / 228
B 325 C Evo - B 325 Evo	"	115x 99x118	87 / 83	117 / 113
B 245 C Evo - B 245 Evo	"	141x138x125	145 / 141	175 / 171
B 235 C Evo - B 235 Evo	"	141x 89x128	201 / 197	231 / 227
B 225 Evo - B 215 Evo	"	115x 99x118	79	120
B 700	"	144x133x125	255	295
B 650 - B 600	"	135x 93x115	146 / 133	195 / 182
Wheel guards				
B 700	Wooden case (A)	135x 92x115	25	58
PRESTIGE + RA2 + PU8	Wooden case (B)	130x 87x 78	172	202

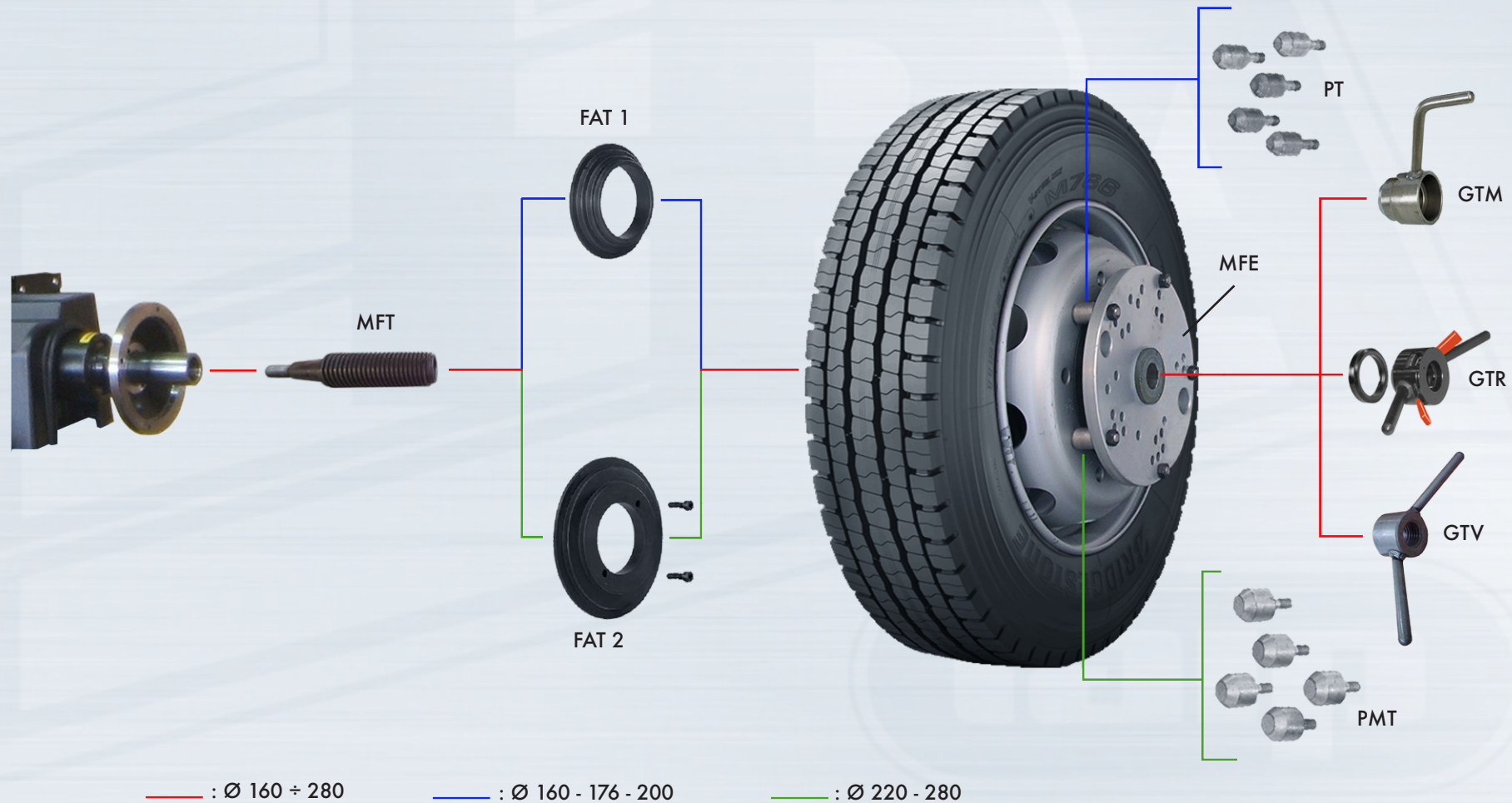
CENTERING AND CLAMPING ACCESSORIES - EXAMPLES OF USE

TRUCK WHEEL BALANCERS

Centering and clamping accessories

Steps bushing centering for truck and bus centre hole wheels ($\varnothing 160 \div 280$ mm)

EXAMPLE OF USE



CENTERING AND CLAMPING ACCESSORIES - EXAMPLES OF USE

TRUCK WHEEL BALANCERS

Centering and clamping accessories

Cones centering for truck and bus centre hole wheels ($\varnothing 159 \div 281$ mm)

EXAMPLE OF USE



— : $\varnothing 159 \div 281$

— : $\varnothing 159 \div 280 / 198 \div 204$

— : $\varnothing 220 \div 281$

— : $\varnothing 190 \div 223$

CENTERING AND CLAMPING ACCESSORIES - EXAMPLES OF USE

TRUCK WHEEL BALANCERS

Centering and clamping accessories

Cones centering for car, 4x4 and light commercial wheels with definite centre hole ($\varnothing 47 \div 165$ mm)

EXAMPLE OF USE



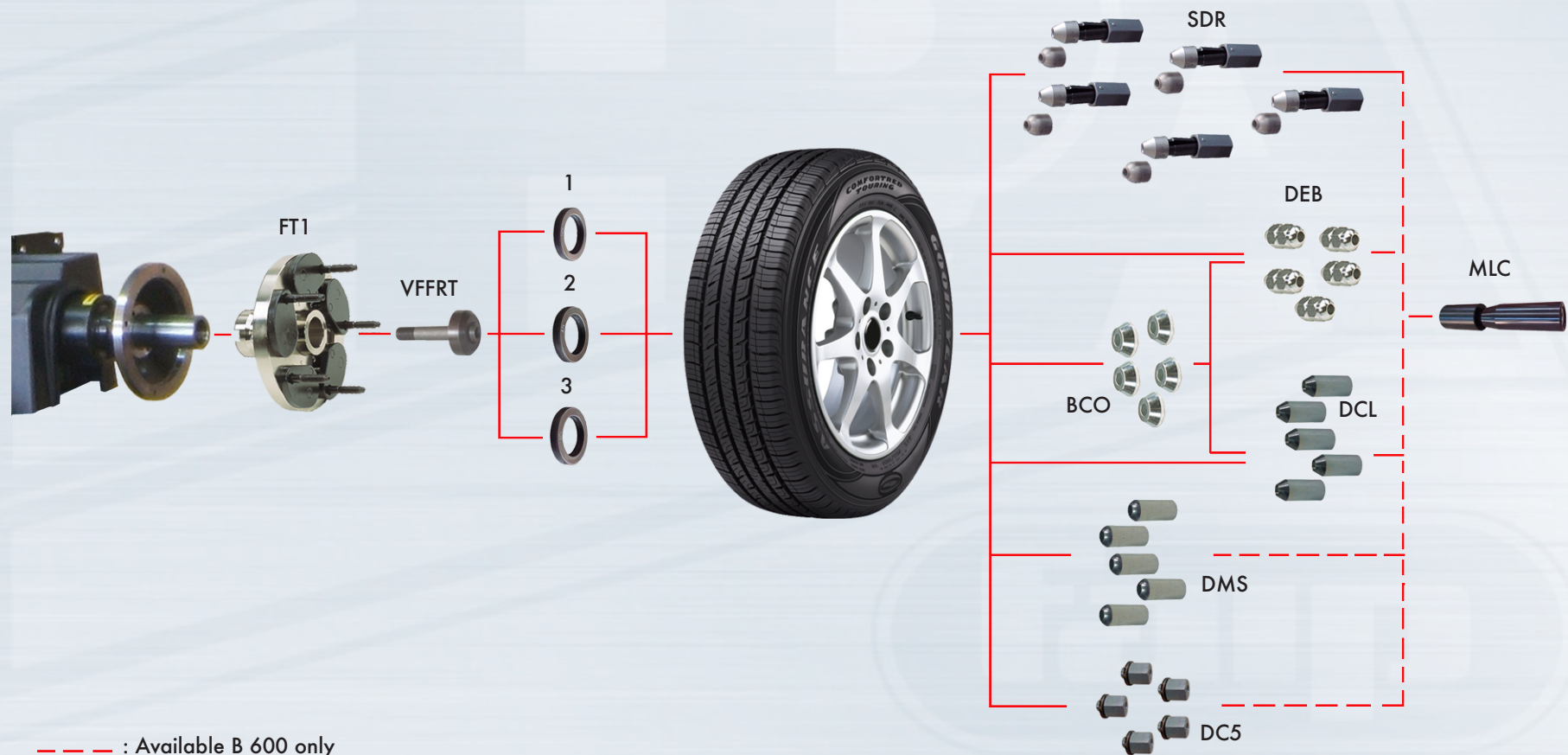
CENTERING AND CLAMPING ACCESSORIES - EXAMPLES OF USE

TRUCK WHEEL BALANCERS

Centering and clamping accessories

Centering universal flanges for close and open centre car wheels with 3 /4/5/6 and 8 holes (P.C.D. Ø 90 ÷ 210 mm)

EXAMPLE OF USE



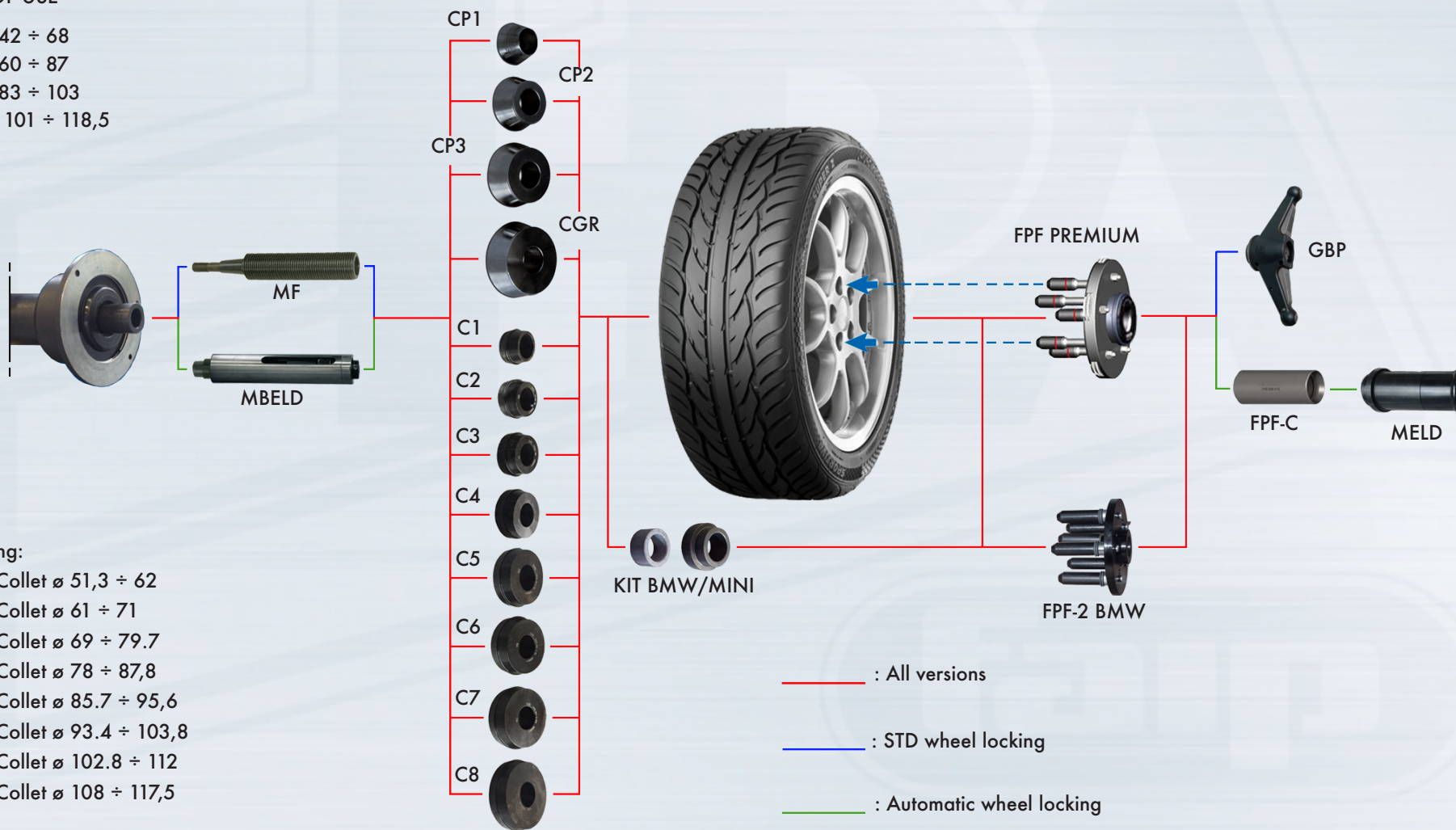
CENTERING AND CLAMPING ACCESSORIES - EXAMPLES OF USE LIGHT VEHICLE WHEEL BALANCERS

Centering and clamping accessories

Centering FPF universal flanges with front pins for car wheels with centre hole

EXAMPLE OF USE

- CP1 - $\varnothing 42 \div 68$
- CP2 - $\varnothing 60 \div 87$
- CP3 - $\varnothing 83 \div 103$
- CGR - $\varnothing 101 \div 118,5$



HPC

Comprising:

- C1 Collet $\varnothing 51,3 \div 62$
- C2 Collet $\varnothing 61 \div 71$
- C3 Collet $\varnothing 69 \div 79,7$
- C4 Collet $\varnothing 78 \div 87,8$
- C5 Collet $\varnothing 85,7 \div 95,6$
- C6 Collet $\varnothing 93,4 \div 103,8$
- C7 Collet $\varnothing 102,8 \div 112$
- C8 Collet $\varnothing 108 \div 117,5$

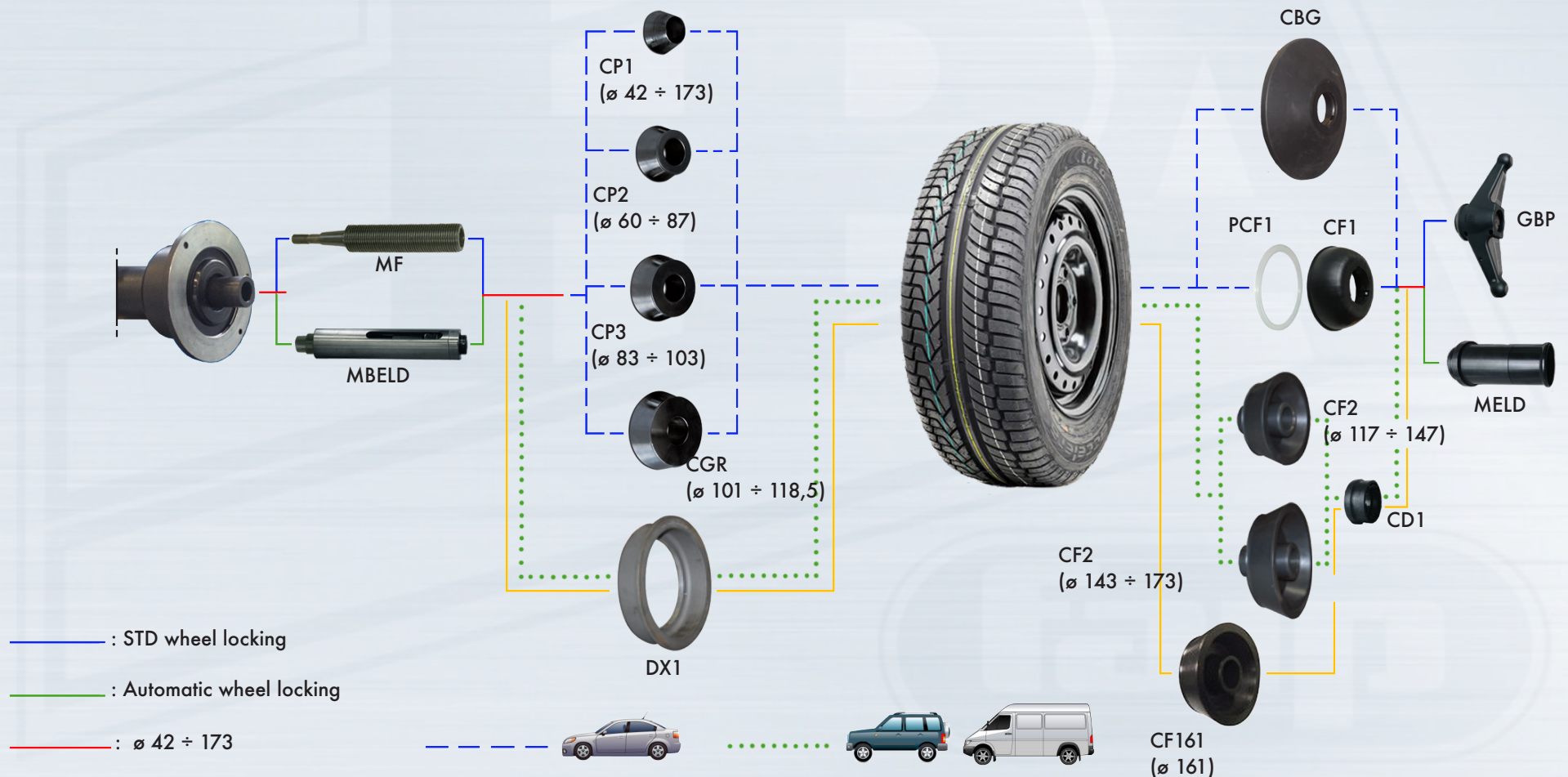
CENTERING AND CLAMPING ACCESSORIES - EXAMPLES OF USE

LIGHT VEHICLE WHEEL BALANCERS

Centering and clamping accessories

Cones centering for car wheels with definite centre hole ($\varnothing 42 \div 173$ mm)

EXAMPLE OF USE



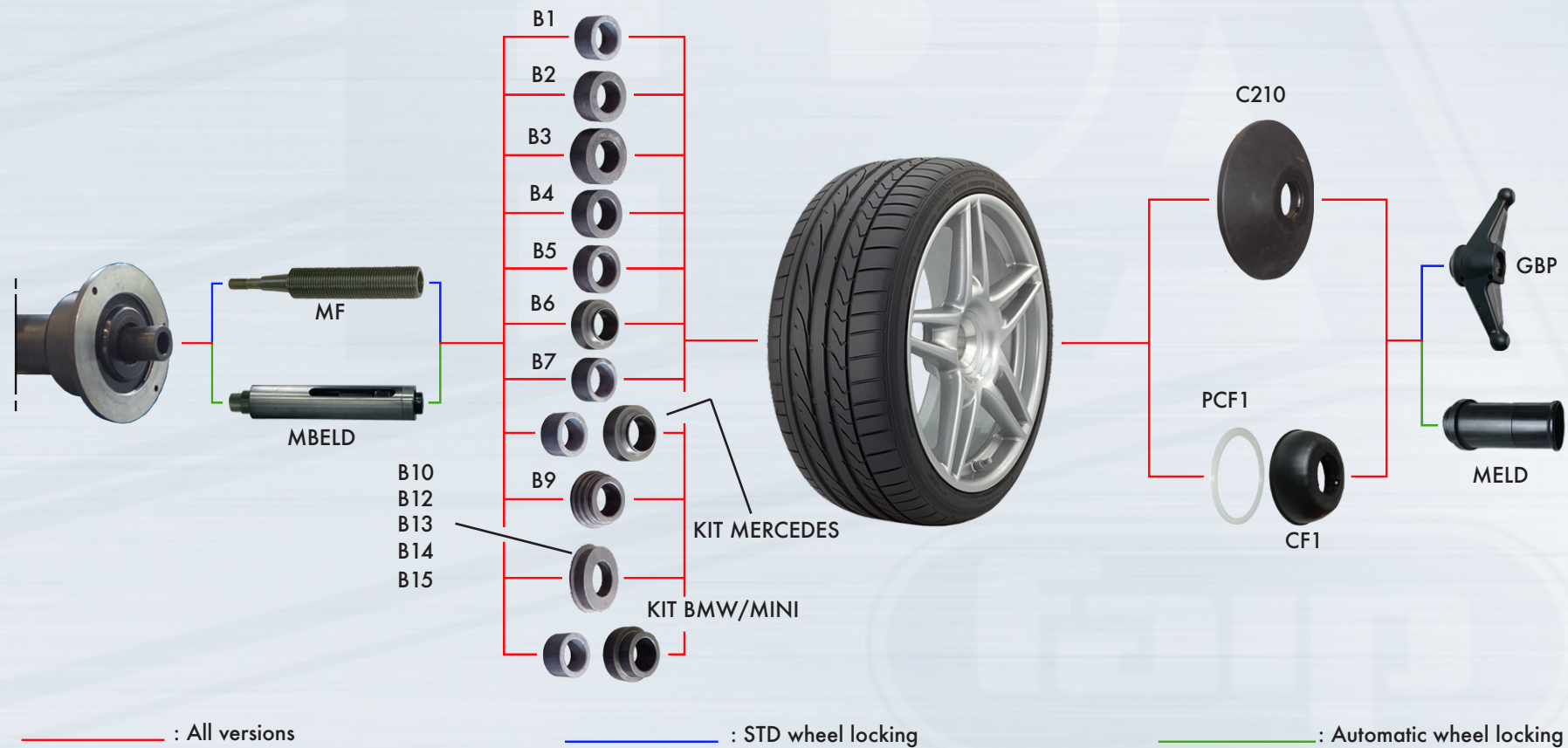
CENTERING AND CLAMPING ACCESSORIES - EXAMPLES OF USE

LIGHT VEHICLE WHEEL BALANCERS

Centering and clamping accessories

Bushings centering for car wheels with definite centre hole (suggested by car manufacturers)

EXAMPLE OF USE

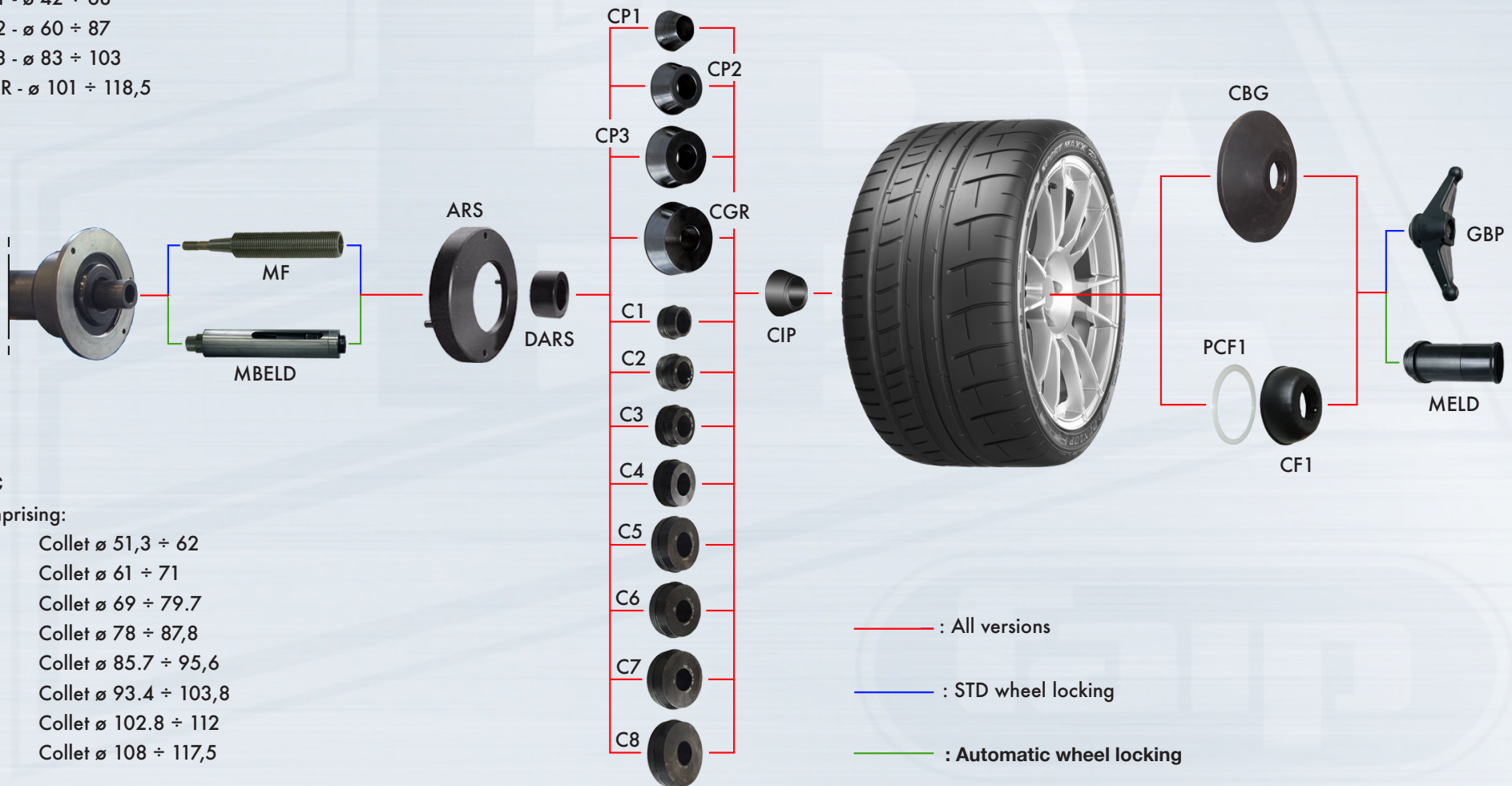


CENTERING AND CLAMPING ACCESSORIES - EXAMPLES OF USE LIGHT VEHICLE WHEEL BALANCERS

Centering and clamping accessories

Racing accessories for sport car wheels EXAMPLE OF USE

- CP1 - $\varnothing 42 \div 68$
- CP2 - $\varnothing 60 \div 87$
- CP3 - $\varnothing 83 \div 103$
- CGR - $\varnothing 101 \div 118,5$



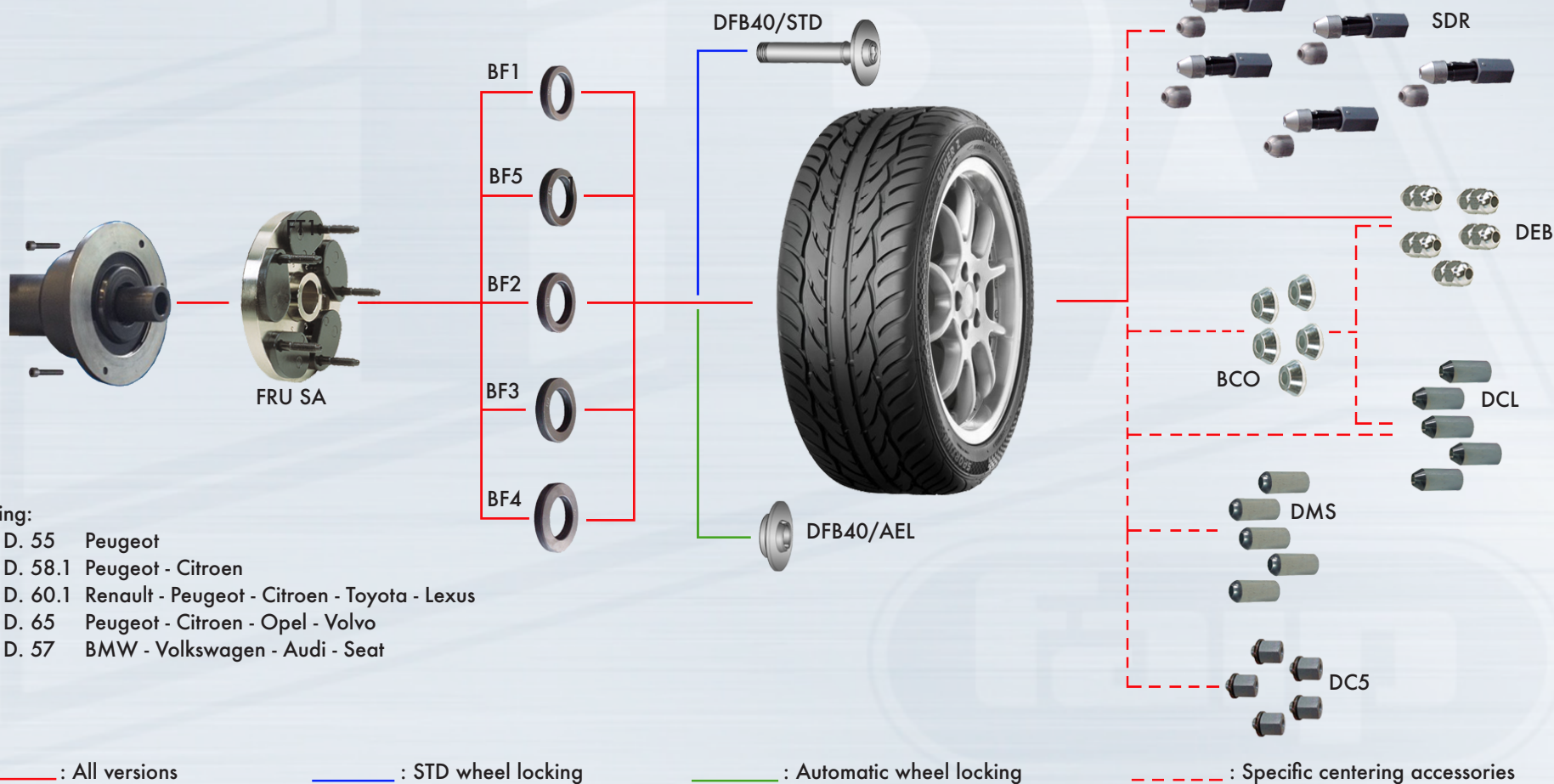
CENTERING AND CLAMPING ACCESSORIES - EXAMPLES OF USE

LIGHT VEHICLE WHEEL BALANCERS

Centering and clamping accessories

Centering universal flanges for close and open centre car wheels with 3 /4/5/6 and 8 holes (P.C.D. Ø 90 ÷ 210 mm)

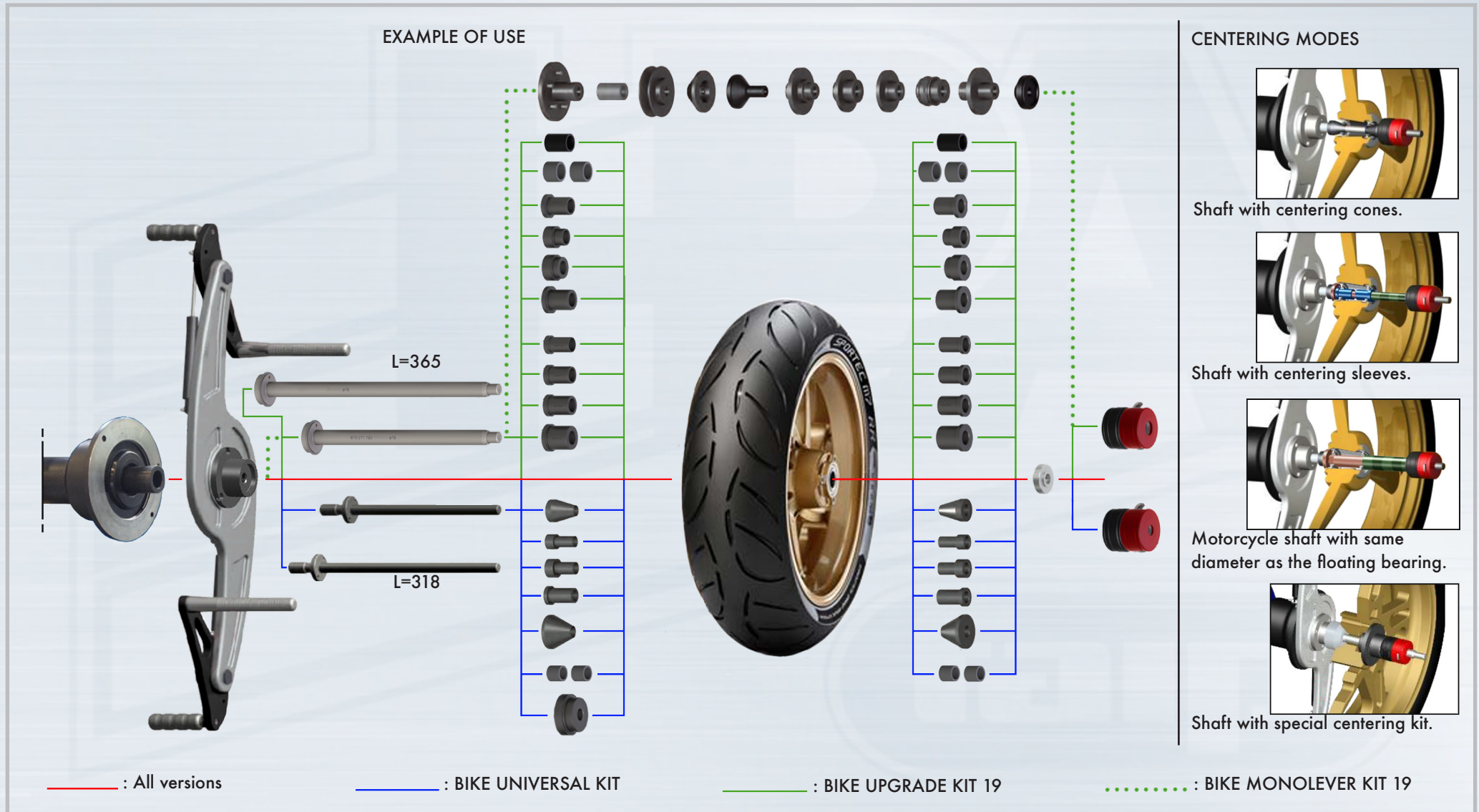
EXAMPLE OF USE



CENTERING AND CLAMPING ACCESSORIES - EXAMPLES OF USE

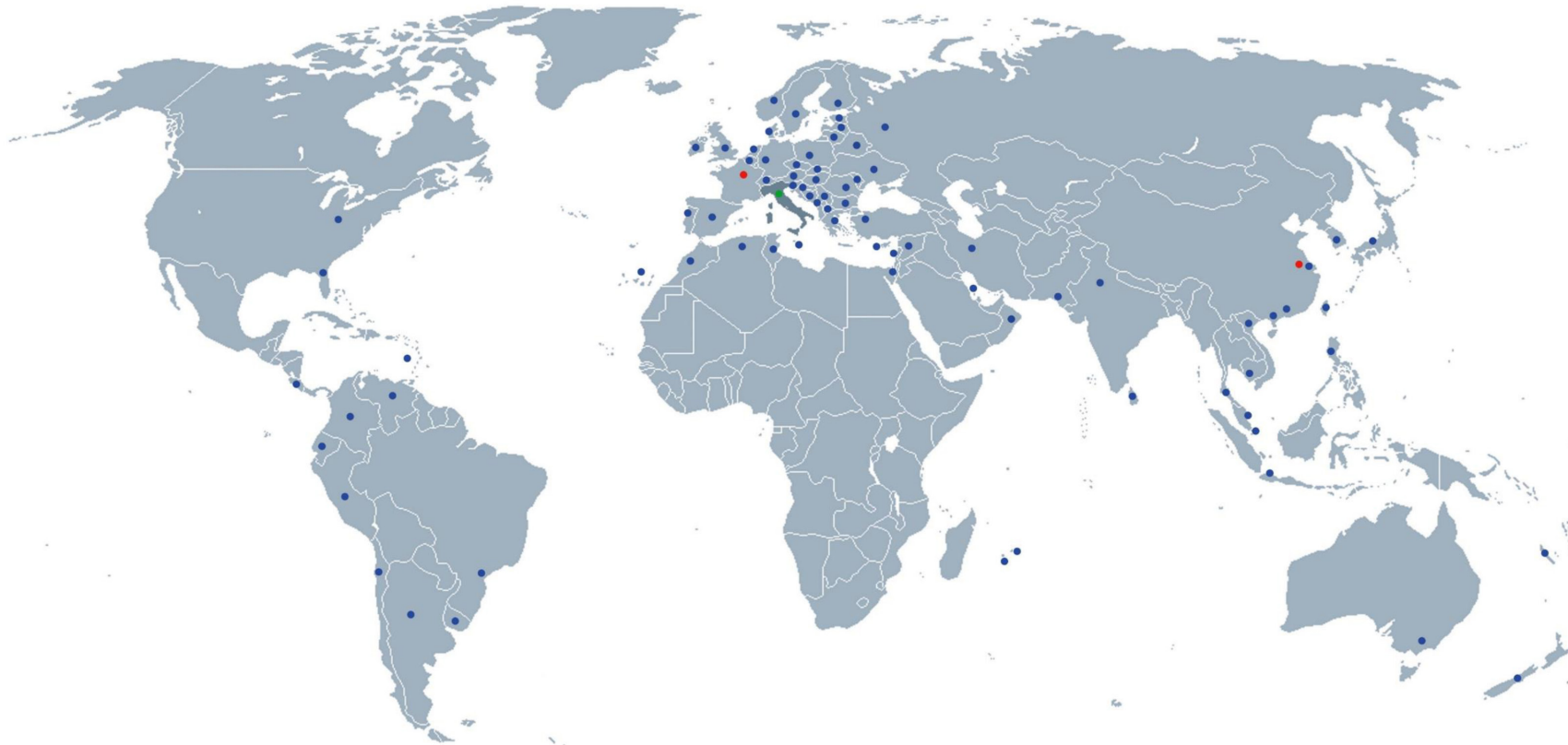
LIGHT VEHICLE WHEEL BALANCERS

Centering and clamping accessories for motorcycle wheels





in the world



- : HPA-FAIP branch offices in the world.
- : HPA-FAIP distributors.
- : HPA-FAIP head office.

Sales and after-sales network:

- | | | | | | | | |
|-------------|------------------|-----------------|-------------|---------------------|---------------------|----------------------|-------------|
| ● ALGERIA | ● CAMBODIA | ● ECUADOR | ● INDIA | ● MACAO | ● NEW ZEALAND | ● RUSSIAN FEDERATION | ● TAIWAN |
| ● ARGENTINA | ● CANARY ISLANDS | ● ESTONIA | ● INDONESIA | ● MACEDONIA | ● NORWAY | ● SERBIA | ● THAILAND |
| ● AUSTRALIA | ● CHILE | ● FINLAND | ● IRAN | ● MALAYSIA | ● OMAN | ● SINGAPORE | ● TUNISIA |
| ● AUSTRIA | ● CHINA (RP) | ● FRANCE | ● IRELAND | ● MALTA | ● PAKISTAN | ● SLOVAK REPUBLIC | ● TURKEY |
| ● BAHRAIN | ● COLOMBIA | ● GERMANY | ● ISRAEL | ● MARTINICA | ● PERU | ● SLOVENIA | ● UKRAINE |
| ● BELARUS | ● COSTA RICA | ● GREAT BRITAIN | ● JAPAN | ● MAURITIUS | ● PHILIPPINES (THE) | ● SPAIN | ● URUGUAY |
| ● BELGIUM | ● CROATIA | ● GREECE | ● KOSOVO | ● MONTENEGRO | ● POLAND | ● SRI LANKA | ● U.S.A. |
| ● BOSNIA | ● CYPRUS | ● HONG KONG | ● LATVIA | ● MOROCCO | ● PORTUGAL | ● SWEDEN | ● VENEZUELA |
| ● BRAZIL | ● CZECH REPUBLIC | ● HUNGARY | ● LEBANON | ● NETHERLANDS (THE) | ● REUNION ISLAND | ● SWITZERLAND | ● VIETNAM |
| ● BULGARIA | ● DENMARK | ● KOREA (SOUTH) | ● LITHUANIA | ● NEW CALEDONIA | ● ROMANIA | ● SYRIA | |
| ● CAMBODIA | ● ECUADOR | | | | | | |



■ : New or Modified Item

GENERAL SALES CONDITIONS

- The present export price-list, covering standard production equipment, replaces all previous ones.
- Goods are delivered FCA WAREHOUSE CORREGGIO - Incoterms® 2010, ICC Paris and shipped at buyer's cost.
- Standard packing is included in the price of each product.
- When ordering please always state model, quantity, power supply (Voltage, Phases, Hz) required.
- Terms of warranty: 12 months from installation date but no longer than 18 months from the date of NEXION S.p.A. invoice.
- The warranty does not cover defects or damages due to improper installation or use of products, inadequate maintenance or uncomplete knowledge of manuals supplied with the products.
- Any return of goods must always be authorized by NEXION S.p.A. and will be accepted only free our factory, custom cleared. Freight is at sender's risk.
- NEXION S.p.A. reserves the right to change the specifications of the products at any time without prior notice or obligation.

WARNING!

For other conditions please refer to the "Distribution Agreement".



**COMPANY WITH
CERTIFIED
QUALITY SYSTEM
- ISO 9001 -**

